


Introducing the RS PRO Hydraulic Press Range

Power. Precision. Performance

RS PRO is proud to launch a new range of high-performance hydraulic presses — expertly engineered and Made in Italy. Designed to meet the demands of professional workshops, manufacturing environments, and maintenance operations, this range delivers reliable force and control for pressing, bending, straightening, and forming tasks. Built with precision and durability in mind, these presses combine European craftsmanship with RS PRO's trusted quality.



HYDRAULIC PRESS
WITH MANUAL PUMP
10 TONS



HYDRAULIC PRESS
WITH HAND PUMP
20 TONS



HYDRAULIC PRESS
WITH HAND PUMP
30 TONS



HYDRAULIC PRESS
WITH HAND PUMP
50 TONS



Introducing the RS PRO Hydraulic Press Range

Power. Precision. Performance

Article Number	Product Name	Capacity	Type
302659	Hydraulic Press with Manual Pump	10 Tons	Manual
302660	Hydraulic Press with Hand Pump	20 Tons	Manual
302661	Hydraulic Press with Hand Pump	30 Tons	Manual
302663	Hydraulic Press with Hand Pump	50 Tons	Manual
302664	Hydraulic Press with Hand Pump	50 Tons	Manual
302666	Hydraulic Press Hydropneumatic	50 Tons	Hydropneumatic

- Key Features
- **Robust Construction:** Built with high-grade steel for durability and long service life.
 - **Precision Control:** Manual and hydropneumatic options for accurate pressure application.
 - **Versatile Use:** Ideal for pressing bearings, bushings, and other mechanical components.
 - **Safety First:** Equipped with overload protection and safety valves.
 - **Compact Design:** Space-saving footprint suitable for workshops of all sizes.



Introducing the RS PRO Hydraulic Press Range

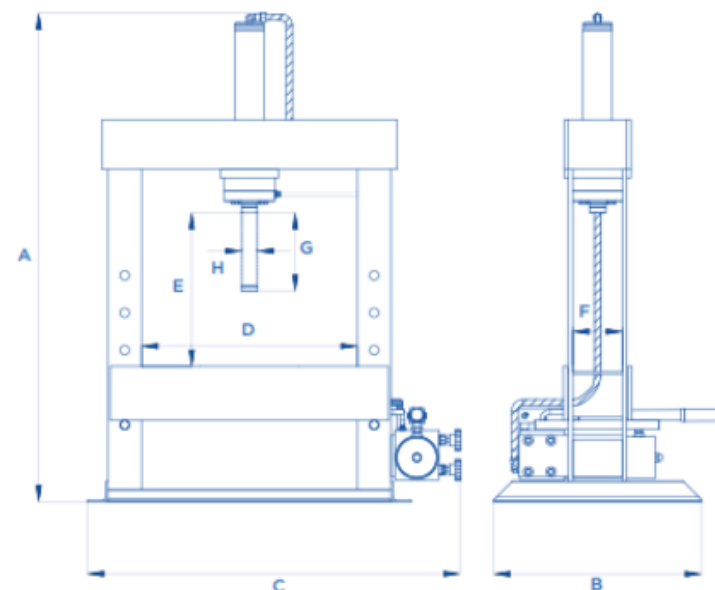
302659 - RS PRO Workbench Hydraulic Press with manual pump two speed capacity 10 tons



Compact, powerful, and built to last, the RS PRO 10 Ton Hydraulic Press is perfect for pressing, straightening, and component adjustment. Featuring a two-speed manual pump for fast approach and precise control, it's ideal for workshop and industrial use.

- Compact and sturdy structure fully made of welded steel.
- Shafts made of specially treated and chromium-plated steel.
- Spring made of steel inside the cylinder for a rapid return of the shaft.
- Two-speed manual pump: fast when approaching and precise when working.
- Knob on the pump to control both speeds.
- One-speed manual pump.
- Maximum versatility thanks to the height adjustable table.
- Supplied with a pin extracting plate and a pair of V-blocks.

Ton	A mm	B mm	C mm	D mm	E mm	F mm	G mm	H mm	Total weight KG
10	1270	500	940	510	460	140	190	40	104





Introducing the RS PRO Hydraulic Press Range

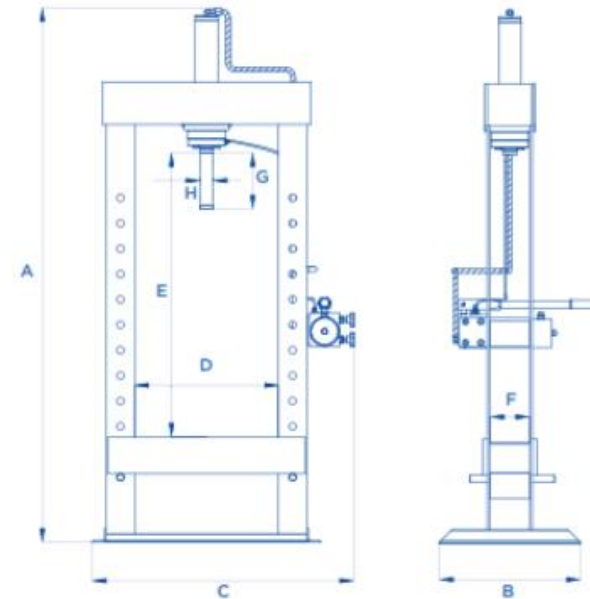
302660 - RS PRO Workbench Hydraulic Press with manual pump two speed capacity 20 tons



Compact, powerful, and built to last, the RS PRO 20 Ton Hydraulic Press is perfect for pressing, straightening, and component adjustment. Featuring a two-speed manual pump for fast approach and precise control, it's ideal for workshop and industrial use.

- Compact and sturdy structure fully made of welded steel.
- Shafts made of specially treated and chromium-plated steel.
- Spring made of steel inside the cylinder for a rapid return of the shaft.
- Two-speed manual pump: fast when approaching and precise when working.
- Knob on the pump to control both speeds.
- Maximum versatility thanks to the height adjustable table.
- Supplied with a pin extracting plate and a pair of V-blocks.

Ton	A mm	B mm	C mm	D mm	E mm	F mm	G mm	H mm	Total weight KG
20	2000	500	940	510	1010	140	200	50	150





Introducing the RS PRO Hydraulic Press Range

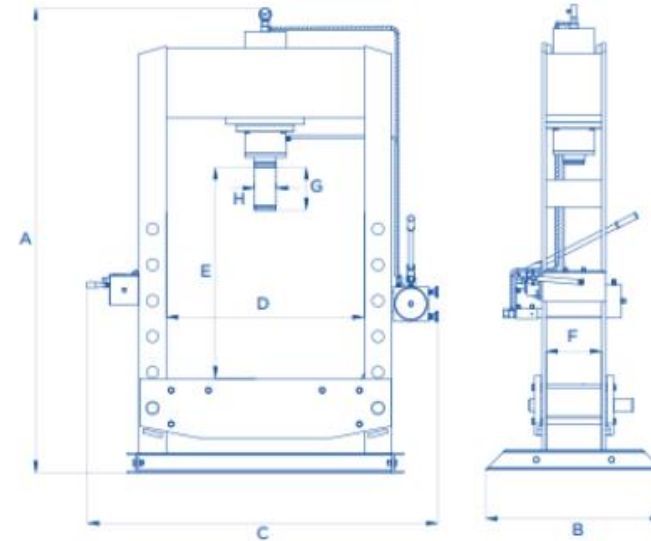
302661 - RS PRO Workbench Hydraulic Press with manual pump two speed capacity 30 tons

Compact, powerful, and built to last, the RS PRO 30 Ton Hydraulic Press is perfect for pressing, straightening, and component adjustment. Featuring a two-speed manual pump for fast approach and precise control, it's ideal for workshop and industrial use.

- Compact and sturdy structure fully made of welded steel.
- Shafts made of specially treated and chromium-plated steel.
- Spring made of steel inside the cylinder for a rapid return of the shaft.
- Two-speed manual pump: fast when approaching and precise when working.
- Knob on the pump to control both speeds.
- Winch to raise easily and quickly the workbench.
- Supplied with a large diameter manometer, a pin extracting plate and a pair of V-block.



Ton	A mm	B mm	C mm	D mm	E mm	F mm	G mm	H mm	Total weight KG
30	2180	600	1400	695	1000	170	190	60	280





Introducing the RS PRO Hydraulic Press Range

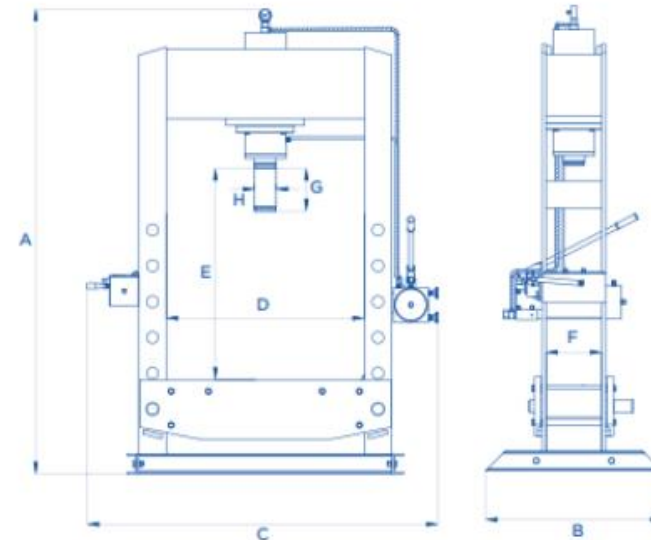
302663 - RS PRO Workbench Hydraulic Press with manual pump two speed capacity 50 tons



Compact, powerful, and built to last, the RS PRO 50 Ton Hydraulic Press is perfect for pressing, straightening, and component adjustment. Featuring a two-speed manual pump for fast approach and precise control, it's ideal for workshop and industrial use.

- Compact and sturdy structure fully made of welded steel.
- Shafts made of specially treated and chromium-plated steel.
- Spring made of steel inside the cylinder for a rapid return of the shaft.
- Two-speed manual pump: fast when approaching and precise when working.
- Knob on the pump to control both speeds.
- Winch to raise easily and quickly the workbench.
- Supplied with a large diameter manometer, and a pair of V-block.

Ton	A mm	B mm	C mm	D mm	E mm	F mm	G mm	H mm	Total weight KG
50	2260	850	1420	770	1135	210	190	60	455





Introducing the RS PRO Hydraulic Press Range

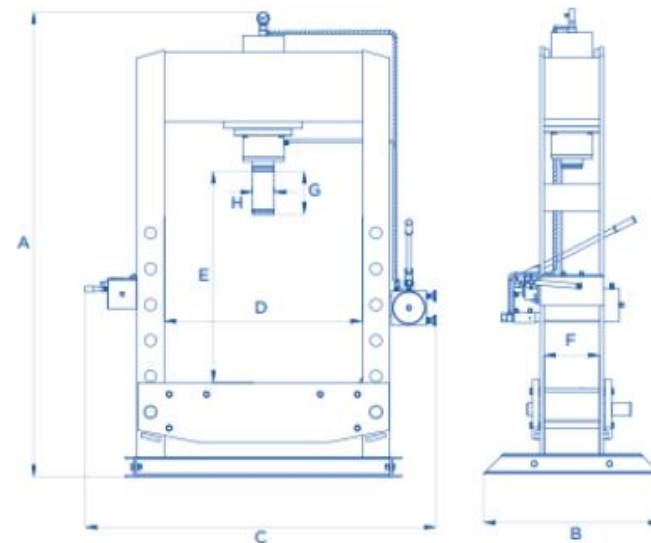
302664 - RS PRO Workbench Hydraulic Press with manual pump two speed capacity 50 tons



Compact, powerful, and built to last, the RS PRO 50 Ton Hydraulic Press is perfect for pressing, straightening, and component adjustment. Featuring a two-speed manual pump for fast approach and precise control, it's ideal for workshop and industrial use.

- Compact and sturdy structure fully made of welded steel.
- Shafts made of specially treated and chromium-plated steel.
- Spring made of steel inside the cylinder for a rapid return of the shaft.
- Two-speed manual pump: fast when approaching and precise when working.
- Knob on the pump to control both speeds.
- Winch to raise easily and quickly the workbench.
- Supplied with a large diameter manometer, a pin extracting plate and a pair of V-block.

Ton	A mm	B mm	C mm	D mm	E mm	F mm	G mm	H mm	Total weight KG
50	2260	850	1420	770	1135	210	190	60	455





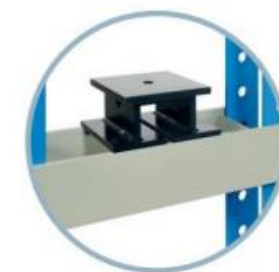
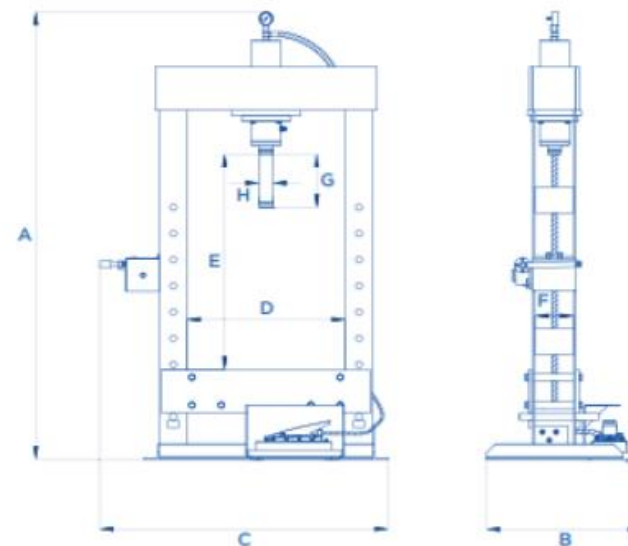
Introducing the RS PRO Hydraulic Press Range

302664 - RS PRO Hydraulic press with hydropneumatic foot pump capacity 50 tons



Compact, powerful, and hands-free, the RS PRO 50 Ton Hydraulic Press with hydropneumatic foot pump is built for efficient pressing, straightening, and component adjustment. Its foot-operated pump allows full manual control while keeping both hands free, making it ideal for industrial and workshop use.

- Shafts made of specially treated and chromium-plated steel.
- Spring made of steel inside the cylinder for a rapid return of the shaft.
- Hydro-pneumatic foot pump that lets you work with both the hands free.
- Maximum versatility thanks to the height adjustable table.
- Winch to raise easily and quickly the workbench.
- Supplied with a large diameter manometer and couple of V-blocks



Ton	A mm	B mm	C mm	D mm	E mm	F mm	G mm	H mm	Total weight KG
50	2260	850	1420	770	1135	210	190	60	455

Pneumatic power supply	Stem speed
6 – 10 bars	120mm/min



Introducing the RS PRO Hydraulic Press Range


Power. Precision. Performance

Applications

From factory floors to repair bays, the RS PRO Hydraulic Press Range powers through tasks in automotive repair, industrial manufacturing, metalworking, and MRO—delivering strength where it matters most.




Industrial
manufacturing



Automotive repair
and maintenance



Metalworking and
fabrication



Maintenance,
repair, and
operations (MRO)



Introducing the RS PRO Hydraulic Press Range

Power. Precision. Performance

Introducing the RS PRO range

RS PRO, the own brand of RS, offers a wide range of quality products across every industry. Covering all technologies and working environments, we can combine products into integrated solutions to make our customers' professional lives easier.

Simplifying procurement, ensuring unrivalled value and efficiency. The RS PRO Seal of Approval is your assurance of professional quality, a guarantee that products and components are rigorously audited, inspected and tested to demanding standards. RS PRO is the smart choice for our customers.

Industrial-grade quality across every product,
backed by our Seal of Approval, awarded after a rigorous process of auditing, inspecting and testing.

