

2355186-8

AMPMODU | AMPMODU 2 mm

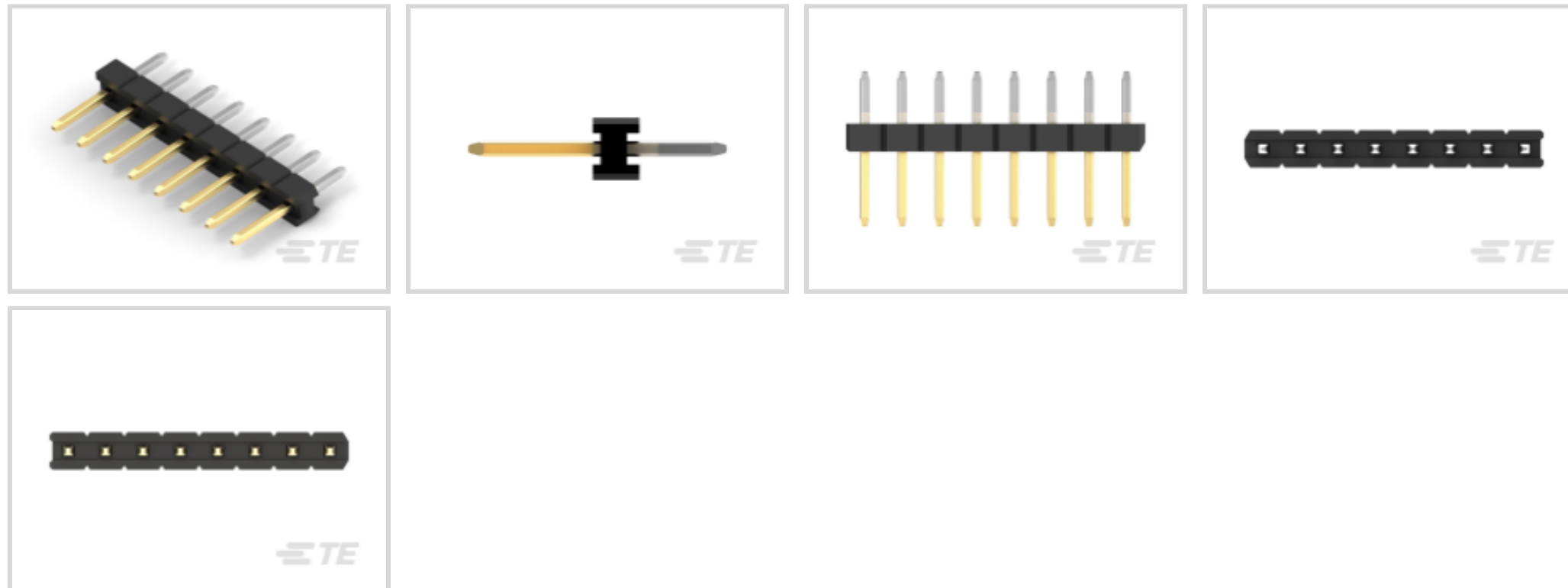
TE Internal #: 2355186-8

TE Internal Description: 8P,2MM,BRK HDR,SRVT,2.8,0.76AU,BOX

[View on TE.com >](#)



Connectors > PCB Connectors > PCB Headers & Receptacles



PCB Connector Type: PCB Mount Header

Connector System: Board-to-Board

Number of Positions: 8

Number of Rows: 1

Centerline (Pitch): 2 mm [.079 in]

Features

Product Type Features

PCB Connector Type	PCB Mount Header
Connector System	Board-to-Board
Header Type	Breakaway
Connector & Contact Terminates To	Printed Circuit Board
Connector Product Type	Connector Assembly

Configuration Features

Stackable	No
Number of Positions	8
Number of Rows	1
PCB Mount Orientation	Vertical

Electrical Characteristics

Operating Voltage	125 VAC
Dielectric Withstanding Voltage (Max)	500 VAC

Body Features

Connector Profile	Standard
-------------------	----------

Primary Product Color	Black
-----------------------	-------

Contact Features

Contact Underplating Material	Nickel
Contact Underplating Material Thickness	.5 μm [19.69 μin]
PCB Contact Termination Area Plating Material Finish	Bright
Mating Square Post Dimension	.5 mm[.02 in]
PCB Contact Termination Area Plating Material Thickness	2 μm [78.74 μin]
Contact Shape & Form	Square
Contact Layout	Inline
Contact Mating Area Length	4 mm[.157 in]
Contact Base Material	Brass
PCB Contact Termination Area Plating Material	Tin
Contact Mating Area Plating Material Thickness	.76 μm [29.92 μin]
Contact Mating Area Plating Material	Gold (Au)
Contact Type	Pin
Contact Current Rating (Max)	2 A

Termination Features

Termination Post & Tail Length	2.8 mm[.11 in]
Square Termination Post & Tail Dimension	.5 mm[.02 in]
Termination Method to PCB	Through Hole - Solder

Housing Features

Centerline (Pitch)	2 mm[.079 in]
Housing Material	PA 9T GF

Dimensions

Connector Width	2 mm[.079 in]
Connector Length	16 mm[.63 in]
PCB Thickness (Recommended)	1.6 mm[.063 in]

Usage Conditions

Housing Temperature Rating	High
Operating Temperature Range	-40 – 125 $^{\circ}\text{C}$ [-40 – 257 $^{\circ}\text{F}$]

Operation/Application

Assembly Process Feature	Without Pick and Place Cover
--------------------------	------------------------------

Circuit Application

Signal

Industry Standards

Compatible With Agency/Standards Products

UL

UL Rating

Recognized

Compatible With Approved Standards Products

UL E28476

UL Flammability Rating

UL 94V-0

Packaging Features

Packaging Method

Box

Product Compliance

[For compliance documentation, visit the product page on TE.com>](#)

EU RoHS Directive 2011/65/EU

Compliant

EU ELV Directive 2000/53/EC

Compliant

China RoHS 2 Directive MIIT Order No 32, 2016

有害物质含量符合标准要求 No Restricted Substance(s) Above Threshold

EU REACH Regulation (EC) No. 1907/2006

Current ECHA Candidate List: JUNE 2025 (250)
 Candidate List Declared Against: JAN 2025 (247)
 Does not contain REACH SVHC

Halogen Content

Not Low Halogen - contains Br or Cl > 900 ppm.






Solder Process Capability

Reflow solder capable to 260°C


Product Compliance Disclaimer

This information is provided based on reasonable inquiry of our suppliers and represents our current actual knowledge based on the information they provided. This information is subject to change. The part numbers that TE has identified as EU RoHS compliant have a maximum concentration of 0.1% by weight in homogenous materials for lead, hexavalent chromium, mercury, PBB, PBDE, DBP, BBP, DEHP, DIBP, and 0.01% for cadmium, or qualify for an exemption to these limits as defined in the Annexes of Directive 2011/65/EU (RoHS2). Finished electrical and electronic equipment products will be CE marked as required by Directive 2011/65/EU. Components may not be CE marked. Additionally, the part numbers that TE has identified as EU ELV compliant have a maximum concentration of 0.1% by weight in homogenous materials for lead, hexavalent chromium, and mercury, and 0.01% for cadmium, or qualify for an exemption to these limits as defined in the Annexes of Directive 2000/53/EC (ELV). Regarding the REACH Regulation, the information TE provides on SVHC in articles for this part number is based on the latest European Chemicals Agency (ECHA) 'Guidance on requirements for substances in articles' posted at this URL: <https://echa.europa.eu/guidance-documents/guidance-on-reach>

Compatible Parts




Also in the Series | **AMPMODU 2 mm**



Board-to-Board Headers & Receptacles(445)




Connector Contacts(17)



PCB Headers & Receptacles(454)




Rectangular Connector Housings(103)



Standard Rectangular Connectors(202)




Wire-to-Board Connector Assemblies & Housings(202)



Wire-to-Board Headers & Receptacles (53)

Customers Also Bought



TE Part #2355104-8
8P,2MM,BRK HDR,SRVT,2.8,0.1AU,TB
W/CAP

Documents

CAD Files

[3D PDF](#)

[3D](#)

[Customer View Model](#)

[ENG_CVM_CVM_2355186-8_A.2d_dxf.zip](#)

English

[Customer View Model](#)

[ENG_CVM_CVM_2355186-8_A.3d_igs.zip](#)

English

[Customer View Model](#)

[ENG_CVM_CVM_2355186-8_A.3d_stp.zip](#)

English

By downloading the CAD file I accept and agree to the [Terms and Conditions](#) of use.

Product Specifications

[Application Specification](#)

English

2355186-8

8P,2MM,BRK HDR,SRVT,2.8,0.76AU,BOX

