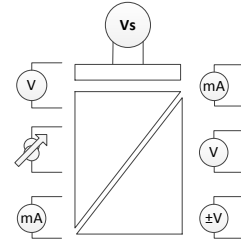




Professionally approved products.

Product Datasheet

GEN1600VI Signal Isolator / Conditioner



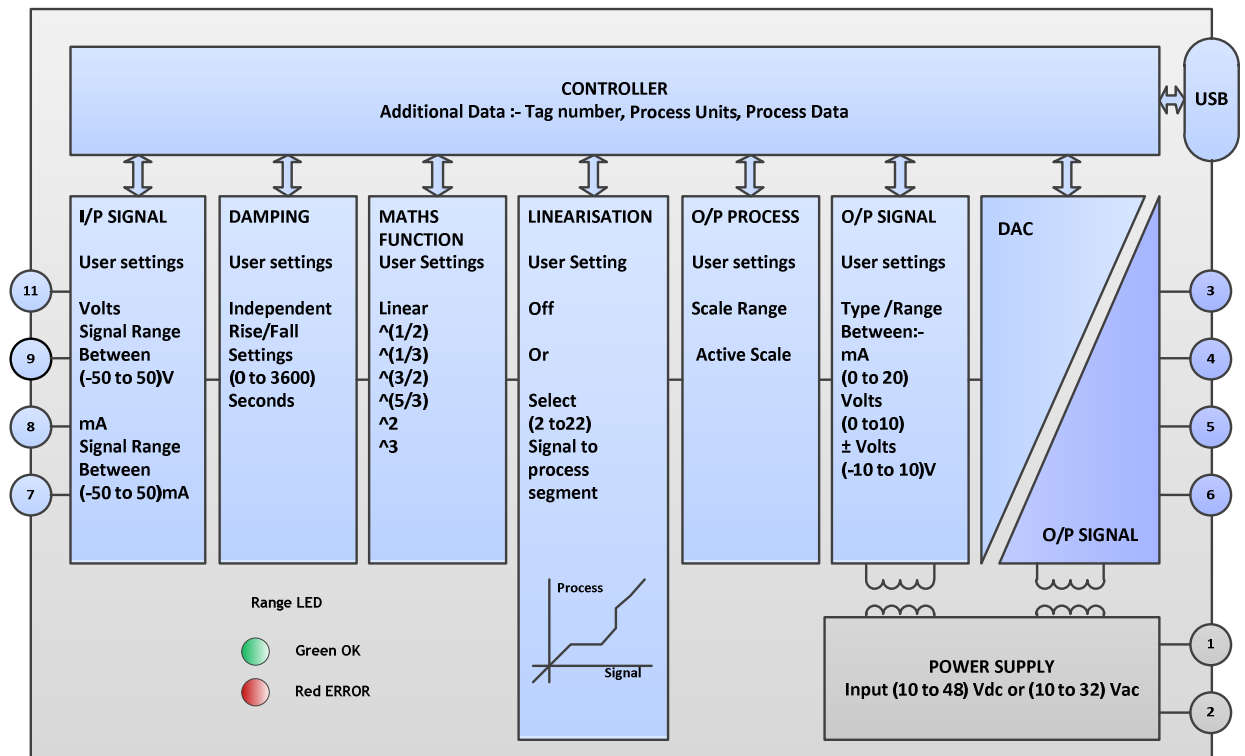
INTRODUCTION

The GEN1600VI is a “smart” powered isolator/conditioner that accepts any voltage signal between (-50 and 50) V dc or any current signal between (-50 and 50) mA. The output stage offers either voltage, bipolar voltage or current re-transmission signals. The retransmission signal can be ranged to a scale anywhere within the input process range. A transmitter power supply is provided on both input and output meaning the products can accept sink or source applications.

There are a number of free software tools available including 22 segment user linearisation / profiling, maths functions and input signal damping. These enable you to configure the product exactly to your requirements.

For ease of use, a high efficiency switch mode power supply is fitted as standard and does not require any adjustment between ac or dc applications. Operating voltages are (10 to 48) V dc and (10 to 32) V ac

A USB interface is fitted for quick and easy configuration. Just connect a standard USB cable between the GEN1600VI and your PC. Using the configuration software, your PC will automatically upload the existing configuration data and guide you through any changes you wish to make. To further help save time, the GEN1600VI does not need to be wired to a power supply during the configuration process, it is powered via the USB interface from your PC



SPECIFICATION @20 °C

CURRENT INPUT

Range (-50.0 to 50) mA, Accuracy (-22 to 22) mA ± 5 uA, (-50 to 50) mA ± 10 uA
 Impedance < 30 Ω
 Drift < ±0.01 (% of FSD)/°C

VOLTAGE INPUT

Range (-50.0 to 50.0) V, Accuracy (-22 to 22) V ± 5 mV, (-50 to 50) V ± 10 mV
 Impedance 1 MΩ
 Drift < ±0.01 (% of FSD)/°C

OUTPUT CURRENT

Current Source Range (0 to 21.5) mA , Max Load 750 Ω
 Current Sink Range (0 to 21.5) mA , Supply (10 to 30) V dc, Voltage effect 0.2 uA/V
 Accuracy (mA Out/ 2000) or ± 5 uA which ever is the greater, Drift 1 uA/°C

OUTPUT VOLTAGE

Range (0 to 10.1) V or (-10.1 to 10.1) V, Accuracy ± 5 mV
 Current Drive ± 2 mA, Min load 5000 Ω @ 10V

SUPPLY

Range (10 to 48) VDC, (10 to 32) VAC Protected by internal 500mA resettable fuse.
 Power < 1 W Full Power

GENERAL

Response time Start up 5 seconds, Update 300 mS, Response 400 mS, Warm up 2 minutes.
 Isolation Supply to input to output 500 V dc.
 Indication LED, Green when output (-0.1 to 100.1) %, else red

USER INTERFACE

Type USB 2.0
 Baud rate 19,200 baud
 Equipment PC running windows XP or later, USB cable.

USER INTERFACE FUNCTIONS

Scaling User signal to process value scaling, for simplified setup.
 Damping Independent rise and fall damping. Range (0 to 3600) Seconds
 Math Functions Linear, ^ (1/2), ^ (1/3), ^ (3/2), ^ (5/2), ^2, ^3.
 User Linearisation (Profile) (2 to 22) segments Ω (slide wire) to process.
 Process Units 4 Characters (signal input only)
 Tag Number 20 Characters
 Process Output Range in process units
 Signal Output Select type, signal range and (temperature only) error signal
 Active scaling Set output process range against active sensor input

ENVIRONMENT

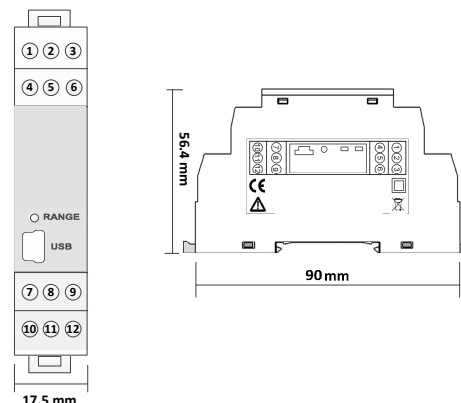
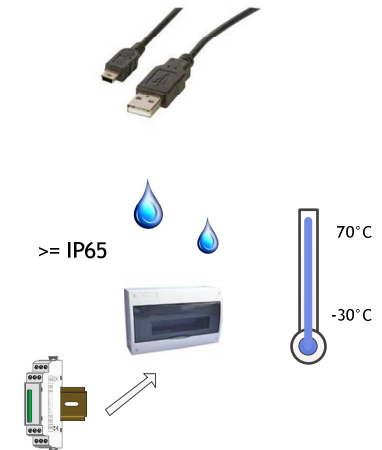
Operating Ambient (-30 to 70) °C; (10 to 90) %RH (non condensing)
 Storage Ambient (-30 to 70) °C; (10 to 90) %RH (non condensing)
 Configuration Ambient (10 to 30) °C
 Installation Enclosure DIN Rail enclosure offering Protection >= IP65.

APPROVALS

CE BS EN 61326

MECHANICAL

Style DIN 43880, Colour grey, material Polyimide 6.6, weight < 70 grams
 Terminals 2.5 mm Maximum



ELECTRICAL INSTALLATION

- 1.0 TURN OFF SUPPLY BEFORE WORKING ON ANY ELECTRICAL CONNECTION.
- 2.0 SUPPLY IS OVER VOLTAGE PROTECTED AND FUSED WITH AN INTERNAL RESETTABLE FUSE.

CONNECTION

For cable length < 3 Metres no screen or twist pair required.
 Use recommended types for cable length (3 to 30) metres.

