


TB 2,5-PE I - Protective conductor terminal block



3059841

<https://www.phoenixcontact.com/gb/products/3059841>

Please be informed that the data shown in this PDF document is generated from our online catalog. Please find the complete data in the user documentation. Our general terms of use for downloads are valid.



Protective conductor terminal block, number of connections: 2, number of positions: 1, connection method: Screw connection, Rated cross section: 2.5 mm², cross section: 0.5 mm² - 4 mm², mounting method: PE foot with mounting screw, M3, mounting type: NS 35/7,5, NS 35/15, NS 32, color: green-yellow

Commercial data

Item number	3059841
Packing unit	50 pc
Minimum order quantity	50 pc
Sales key	BE1421
Product key	BEK221
GTIN	4046356643535
Weight per piece (including packing)	15.71 g
Weight per piece (excluding packing)	15.61 g
Customs tariff number	85369010
Country of origin	PL

TB 2,5-PE I - Protective conductor terminal block



3059841

<https://www.phoenixcontact.com/gb/products/3059841>

Technical data

Product properties

Product type	Ground terminal block
Product family	TB
Number of positions	1
Number of connections	2
Number of rows	1

Insulation characteristics

Overvoltage category	III
Degree of pollution	3

Electrical properties

Rated surge voltage	8 kV
Maximum power dissipation for nominal condition	0.77 W

Connection data

Number of connections per level	2
Nominal cross section	2.5 mm ²
Rated cross section AWG	12
Connection method	Screw connection
Screw thread	M2,5
Note	Please observe the current carrying capacity of the DIN rails.
Tightening torque	0.4 ... 0.5 Nm
Stripping length	7 mm
Connection in acc. with standard	IEC 60947-7-2
Conductor cross-section rigid	0.5 mm ² ... 4 mm ²
Cross section AWG	20 ... 12 (converted acc. to IEC)
Conductor cross-section flexible	0.5 mm ² ... 2.5 mm ²
Conductor cross-section, flexible [AWG]	20 ... 14 (converted acc. to IEC)
Conductor cross-section flexible (ferrule without plastic sleeve)	0.5 mm ² ... 2.5 mm ²
Flexible conductor cross-section (ferrule with plastic sleeve)	0.5 mm ² ... 1 mm ²
Nominal cross section	2.5 mm ²

Dimensions

Width	5.2 mm
End cover width	1.5 mm
Height	42.5 mm
Depth on NS 32	47 mm
Depth on NS 35/7,5	42 mm
Depth on NS 35/15	49.5 mm

Material specifications

TB 2,5-PE I - Protective conductor terminal block



3059841

<https://www.phoenixcontact.com/gb/products/3059841>

Color	green-yellow
Flammability rating according to UL 94	V0
Insulating material group	I
Insulating material	PA
Static insulating material application in cold	-60 °C
Relative insulation material temperature index (Elec., UL 746 B)	130 °C
Fire protection for rail vehicles (DIN EN 45545-2) R22	HL 1 - HL 3
Fire protection for rail vehicles (DIN EN 45545-2) R23	HL 1 - HL 3
Fire protection for rail vehicles (DIN EN 45545-2) R24	HL 1 - HL 3
Fire protection for rail vehicles (DIN EN 45545-2) R26	HL 1 - HL 3
Surface flammability NFPA 130 (ASTM E 162)	passed
Specific optical density of smoke NFPA 130 (ASTM E 662)	passed
Smoke gas toxicity NFPA 130 (SMP 800C)	passed

Mechanical properties

General

Terminal block mounting	0.5 Nm ... 0.6 Nm (PE foot with mounting screw, M3)
-------------------------	---

Mechanical data

Open side panel	No
-----------------	----

Environmental and real-life conditions

Oscillation/broadband noise

Specification	DIN EN 50155 (VDE 0115-200):2022-06
Spectrum	Long life test category 2, bogie-mounted
Frequency	$f_1 = 5 \text{ Hz}$ to $f_2 = 250 \text{ Hz}$
ASD level	6.12 (m/s ²)/Hz
Acceleration	3.12g
Test duration per axis	5 h
Test directions	X-, Y- and Z-axis
Result	Test passed

Shocks

Specification	DIN EN 50155 (VDE 0115-200):2022-06
Pulse shape	Half-sine
Acceleration	30g
Shock duration	18 ms
Number of shocks per direction	3
Test directions	X-, Y- and Z-axis (pos. and neg.)
Result	Test passed

Ambient conditions

Ambient temperature (operation)	-60 °C ... 110 °C (Operating temperature range incl. self-heating; for max. short-term operating temperature, see RTI Elec.)
---------------------------------	--

TB 2,5-PE I - Protective conductor terminal block



3059841

<https://www.phoenixcontact.com/gb/products/3059841>

Ambient temperature (storage/transport)	-25 °C ... 60 °C (for a short time, not exceeding 24 h, -60 °C to +70 °C)
Ambient temperature (assembly)	-5 °C ... 70 °C
Ambient temperature (actuation)	-5 °C ... 70 °C
Permissible humidity (operation)	20 % ... 90 %
Permissible humidity (storage/transport)	30 % ... 70 %

Standards and regulations

Connection in acc. with standard	IEC 60947-7-2
----------------------------------	---------------

Mounting

Mounting type	NS 35/7,5
	NS 35/15
	NS 32
Terminal block mounting	0.5 Nm ... 0.6 Nm (PE foot with mounting screw, M3)

TB 2,5-PE I - Protective conductor terminal block

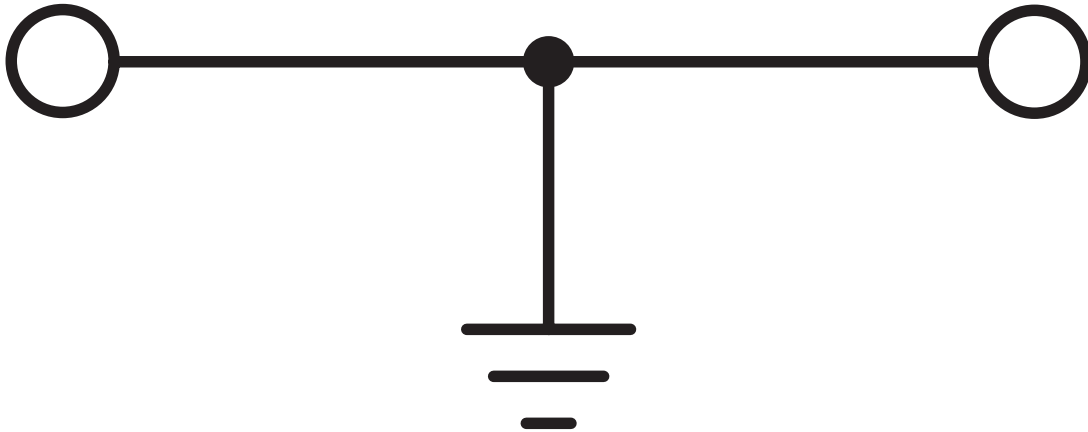


3059841

<https://www.phoenixcontact.com/gb/products/3059841>

Drawings

Circuit diagram



TB 2,5-PE I - Protective conductor terminal block




3059841

<https://www.phoenixcontact.com/gb/products/3059841>

Approvals

To download certificates, visit the product detail page: <https://www.phoenixcontact.com/gb/products/3059841>

 cULus Recognized Approval ID: E60425				
	Nominal voltage U_N	Nominal current I_N	Cross section AWG	Cross section mm^2
B	-	-	20 - 12	-
C	-	-	20 - 12	-
D	-	-	20 - 12	-

TB 2,5-PE I - Protective conductor terminal block



3059841

<https://www.phoenixcontact.com/gb/products/3059841>

Classifications

ECLASS

ECLASS-13.0	27250103
ECLASS-15.0	27250103

ETIM

ETIM 9.0	EC000901
----------	----------

UNSPSC

UNSPSC 21.0	39121400
-------------	----------

TB 2,5-PE I - Protective conductor terminal block



3059841

<https://www.phoenixcontact.com/gb/products/3059841>

Environmental product compliance

EU RoHS

Fulfills EU RoHS substance requirements	Yes, No exemptions
---	--------------------

China RoHS

Environment friendly use period (EFUP)	EFUP-E
	No hazardous substances above the limits

EU REACH SVHC

REACH candidate substance (CAS No.)	No substance above 0.1 wt%
-------------------------------------	----------------------------

Phoenix Contact 2025 © - all rights reserved
<https://www.phoenixcontact.com>

PHOENIX CONTACT Ltd
Halesfield 13, Telford
Shropshire, TF7 4PG
01952 681700
info@phoenixcontact.co.uk