Catalog | December 2019

Harmony ST6

Basic and Web HMI panels

schneider-electric.com

Life Is On Schneider Electric

Harmony

Discover Harmony

Advanced operator interface and industrial relays

Harmony operator interface and industrial relays enhance operational efficiency and equipment availability across industrial and building applications. **Harmony** includes intelligent connected products and edge terminals that visualize, gather and process data, enabling informed operator decisions.

Explore our offer

- **Harmony** Push Buttons and Switches
- **Harmony** HMI Operator Terminals, IPC and EdgeBox
- **Harmony** Signaling Devices
- **Harmony** Electrical Relays
- **Harmony** Safety

Life Is On | Schneider Electric

Quick access to product information

Get technical information about your product



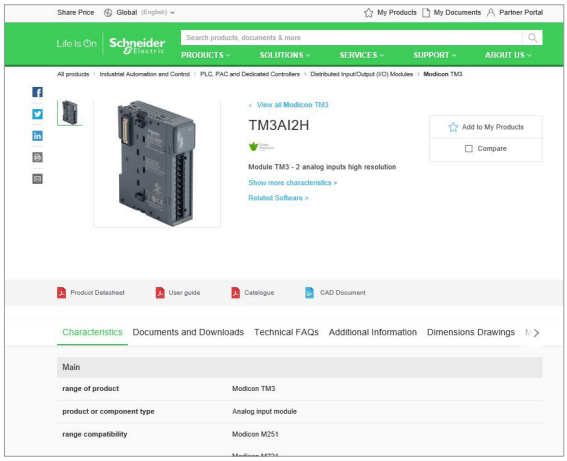

Each commercial reference presented in a catalog contains a hyperlink. Click on it to obtain the technical information of the product:

- Characteristics, Dimensions and drawings, Mounting and clearance, Connections and schemas, Performance curves
- Product image, Instruction sheet, User guide, Product certifications, End of life manual

Find your catalog

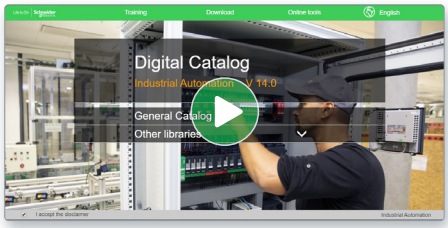

> With just 3 clicks, you can access the Industrial Automation and Control catalogs, in both English and French

> Consult digital automation catalogs at Digi-Cat Online

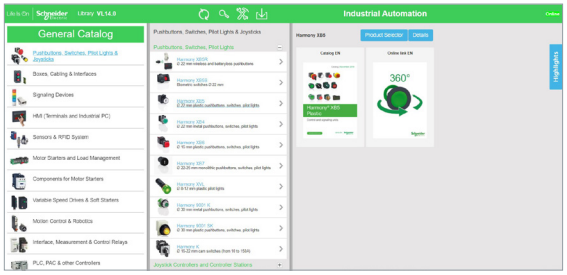

- Up-to-date catalogs
- Embeded product selectors,360° pictures
- Optimized search by commercial references

Select your training

> Find the right Training for your needs on our Global website

> Locate the training center with the selector tool, using this link

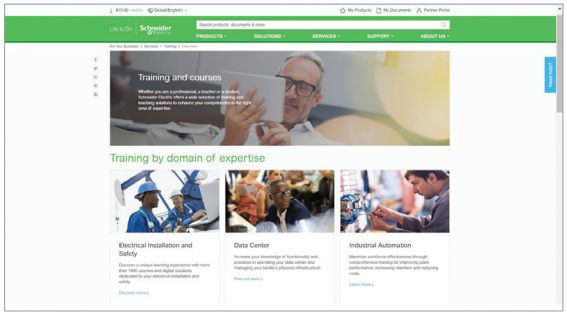

Life Is On Schneider Electric

General contents

Harmony ST6/STW6 Basic HMI panels

■ **General presentation**
- Refined hardware design ... *page 2*
- Visualization ... *page 2*
- Easy to install ... *page 3*
- Easy to use ... *page 3*
- Connected and secure ... *page 3*

Selection guide ... *page 4*

■ **Presentation**
- Environment ... *page 8*
- Software functions ... *page 9*
- Communication ... *page 10*

■ **Functions**
- Panel operating modes
  - Edit mode ... *page 11*
  - Operating mode ... *page 11*

■ **Description**
- Panels with 4" and 7" touchscreens ... *page 12*
- Panels with 10", 12", and 15" touchscreens ... *page 13*

■ **References**
- Harmony ST6 Basic HMI panels ... *page 14*
- Accessories ... *page 15*
- Separate parts ... *page 15*
- Spare parts ... *page 15*

■ **Connection system** ... *page 16*

■ **Product reference index** ... *page 20*

Harmony ST6

Basic and Web HMI panels

Refined hardware design with improved visualization

Easy to use, connected and secure

Harmony ST6 Basic/STW6 Web HMI panels

Harmony ST6 HMI panels range in size from 4" to 15" and combine exceptional quality with good graphics and stylish design. They offer an improved user experience through an attractive look and feel and intuitiveness powered by EcoStruxure Operator Terminal Expert software. The Harmony ST6 Web version has a pre-installed browser that provides a ready-to-use agnostic terminal that allows all devices to be visualized within an HTML5 server.

Harmony ST6 Basic HMI panels

EcoStruxure Machine brings together key technologies for product connectivity and on-premise edge control, and cloud technologies to provide analytics and digital services. EcoStruxure Machine helps you bring more innovation and added value to your customers throughout the entire machine life cycle.

The Harmony ST6/STW6 ranges meet IIoT challenges at the Connected Products level, by providing secure communication, connectivity, and efficiency to the required software and applications at the Edge Control level, thus opening up more business opportunities.

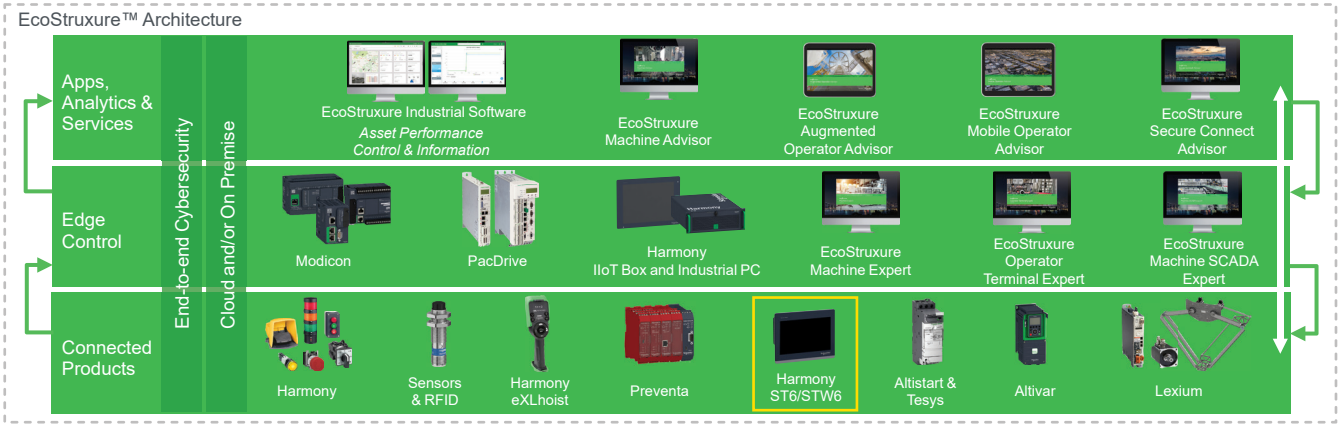

Refined hardware design

> A well-finished appearance: CNC machining, processing, and color coating like a smartphone gives it a high-grade finish



Visualization

> High-quality screen, high resolution with 16 M colors

> Improved graphics with truetype fonts, gradient, transparency, and anti-aliasing

Truetype fonts *Gradient transparency* *Anti-alasing*

> Theme and color set for supporting situational awareness

Alarm mode *Day mode* *Night mode*

+ Attractive aesthetics and visualization for simple machines

Harmony ST6
Basic and Web HMI panels
Refined hardware design with improved visualization
Easy to use, connected and secure

Easy to install

> Quick mounting without screwdriver:
- Spring clip for 4" panel *(1)*

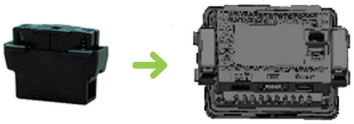

- Tool-free fastener for 7", 10", 12", and 15" panels

> Electronic manual via QR code for easy in-field maintenance without PC or paper

Easy to use

Harmony ST6 Basic HMI

> With the Multi Screen function, more information can be displayed in a single screen
> With the Layout Objects (Dock Panel) function:
- Several pages can be embedded in one screen and users can navigate in each section independently
- Screens are automatically resized to fit the frame
- Frame sizes can be dynamically changed to show different content

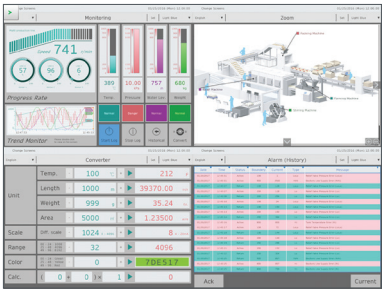

Multi-screen function

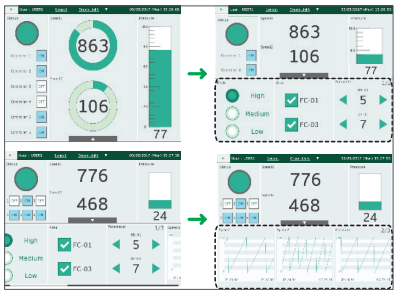

Layout objects

Harmony STW6 Basic Web HMI

> The panel with HTML5 Browser function enables:
- Easy display of Title bar by swipe gesture on top of screen for full navigation
- Access to Menu for configuration of different Web Server and Web Terminal addresses
- Visualization of all Web content of servers in industrial devices *(2)*

Enhanced Cybersecurity

Connected and secure

> The Harmony ST6 offer is uniquely positioned in “Connected Products” within the EcoStruxure platform for enhanced cybersecurity.
> Admin rights are required to download projects to HMI target <BuildTime>
> OP user logged out after predefined idle time <RunTime>
> Security check performed during booting <CPU>

(1) This accessory has to be ordered separately.
(2) As there may be limited access to all features of the HTML5 connected server, please contact your local Schneider Electric representative for more details.

+ Harmony ST6 → An HMI adapted for IIoT and cybersecurity

Harmony ST6
Harmony ST6 Basic HMI panels

Applications		**Display of text messages, graphic objects, and synoptic views Control and configuration of data**		**Display of text messages, graphic objects, and synoptic views Control and configuration of data**		
Type of display module		**Basic HMI panels**		**Basic HMI panels**		
Display	Touchscreen size	4.3"	7"	10.1"	12.1"	15.6"
	Resolution (pixels)	480 x 272 pixels, 16 million colors	800 x 480 pixels (WVGA), 16 million colors	1,024 x 600 pixels (SVGA), 16 million colors	1,280 x 800 pixels (WXGA), 16 million colors	1,366 x 768 pixels (FWXGA), 16 million colors
	Type	TFT Color LCD, single-touch analoge resistive		TFT Color LCD, single-touch analog resistive		
Degree of protection		IP65F, Type 1, Type 4X (indoor use only), Type 13 (on the front panel when properly installed in an enclosure)		IP65F, Type 1, Type 4X (indoor use only), Type 13 (on the front panel when properly installed in an enclosure)		
Functions	Brightness control	16 levels (adjusted with touch panel or software)		16 levels (adjusted with touch panel or software)		
	Backlight service life	50,000 hrs or more		50,000 hrs or more		
Memory	Device memory	512 MB	1 GB	1 GB		
	User data memory	128 MB	128 MB	128 MB		
	Backup memory	512 KB NVRAM		512 KB NVRAM		
Dimensions	External W × H × D mm/*in.*	134.5 x 108.5 x 43/*5.3 x 4.27 x 1.69*	208 x 153 x 45/*8.19 x 6.02 x 1.77*	273 x 203 x 47/*10.75 x 7.99 x 1.85*	313 x 235 x 50/*12.32 x 9.25 x 1.97*	412 x 268 x 50/*16.22 x 10.55 x 1.97*
	Cut-out W × H mm/*in.*	118.5 x 92.5/*4.67 x 3.64*	190 x 135/*7.48 x 5.31*	255 x 185/*10.04 x 7.28*	295 x 217/*11.61 x 8.54*	394 x 250/*15.51 x 9.84*
Weight		0.4 kg/*0.88 lb*	0.8 kg/*1.76 lb*	1.3 kg/*2.87 lb*	1.8 kg/*3.97 lb*	2.7 kg/*5.95 lb*
Supply voltage		24 V ⎓		24 V ⎓		
Environment		Ambient air temperature 0...50 °C/*32...122 °F*		Ambient air temperature 0...50 °C/*32...122 °F*		
Communication	Asynchronous serial link	RS-232C/485 (COM1)	RS-232C (COM1), RS-485 (COM2)	RS-232C (COM1), RS-485 (COM2)	RS-232C (COM1), RS-485 (COM2)	RS-232C (COM1), RS-485 (COM2)
	USB ports	1x USB 2.0 (Type A), 1x USB 2.0 Micro-B		1x USB 2.0 (Type A), 1x USB 2.0 Micro-B		
	Buses and networks	1x Ethernet TCP/IP (10BASE-T/100BASE-TX)	2x Ethernet TCP/IP (10BASE-T/100BASE-TX)	2x Ethernet TCP/IP (10BASE-T/100BASE-TX)		
Conformity to standards and certifications		CE, China RoHS, REACH,KC, EN (61000-6-4/61000-6-2/ 61131-2), UL 61010-2-201, CSA C22.2 No 61010-2-201		CE, China RoHS, REACH,KC, EN (61000-6-4/61000-6-2/ 61131-2), UL 61010-2-201, CSA C22.2 No 61010-2-201		
Operating system		Harmony (800 MHz ARM Cortex-A8 CPU)		Harmony (800 MHz ARM Cortex-A8 CPU)		
Development software		EcoStruxure Operator Terminal Expert *(1)*		EcoStruxure Operator Terminal Expert *(1)*		
Terminal reference		**HMIST6200**	**HMIST6400**	**HMIST6500**	**HMIST6600**	**HMIST6700**
Pages		14		14		

(1) For more information on EcoStruxure Operator Terminal Expert, please refer to the DIA5ED2140703EN catalog.

Harmony ST6
Harmony STW6 Basic Web HMI panels

Applications		**Display of text messages, graphic objects, and synoptic views Control and configuration of data**			**Display of text messages, graphic objects, and synoptic views Control and configuration of data**	
Type of display module		**Basic Web HMI panels**			**Basic Web HMI panels**	
Display	Touchscreen size	4.3"	7"		10.1"	12.1"
	Resolution (pixels)	480 x 272 pixels, 16 million colors	800 x 480 pixels (WVGA), 16 million colors		1,024 x 600 pixels (SVGA), 16 million colors	1,280 x 800 pixels (WXGA), 16 million colors
	Type	TFT Color LCD, single-touch analog resistive			TFT Color LCD, single-touch analog resistive	
Degree of protection		IP65F, Type 1, Type 4X (indoor use only), Type 13 (on the front panel when properly installed in an enclosure)			IP65F, Type 1, Type 4X (indoor use only), Type 13 (on the front panel when properly installed in an enclosure)	
Functions	Brightness control	16 levels (adjusted with touch panel or software)			16 levels (adjusted with touch panel or software)	
	Backlight service life	50,000 hrs or more			50,000 hrs or more	
Memory	Device memory	512 MB			512 MB	
	User data memory	512 MB			512 MB	
	Backup memory	128 KB			128 KB	
Dimensions	External W × H × D mm/*in.*	134.5 x 108.5 x 43/*5.3 x 4.27 x 1.69*	208 x 153 x 45/*8.19 x 6.02 x 1.77*		273 x 203 x 47/*10.75 x 7.99 x 1.85*	313 x 235 x 50/*12.32 x 9.25 x 1.97*
	Cut-out W × H mm/*in.*	118.5 x 92.5/*4.67 x 3.64*	190 x 135/*7.48 x 5.31*		255 x 185/*10.04 x 7.28*	295 x 217/*11.61 x 8.54*
Weight		0.4 kg/*0.88 lb*	0.8 kg/*1.76 lb*		1.3 kg/*2.87 lb*	1.8 kg/*3.97 lb*
Supply voltage		24 V ⎓			24 V ⎓	
Environment		Ambient air temperature 0...50 °C/*32...122 °F*			Ambient air temperature 0...50 °C/*32...122 °F*	
Communication	Asynchronous serial link	–			–	
	USB ports	1x USB 2.0 (Type A), 1x USB 2.0 Micro-B			1x USB 2.0 (Type A), 1x USB 2.0 Micro-B	
	Buses and networks	1x Ethernet TCP/IP (10BASE-T/100BASE-TX)	2x Ethernet with switch function for daisy chain (10BASE-T/100BASE-TX)		2x Ethernet with switch function for daisy chain (10BASE-T/100BASE-TX)	
Conformity to standards and certifications		CE, China RoHS, REACH,KC, EN (61000-6-4/61000-6-2/ 61131-2), UL 61010-2-201, CSA C22.2 No 61010-2-201			CE, China RoHS, REACH,KC, EN (61000-6-4/61000-6-2/ 61131-2), UL 61010-2-201, CSA C22.2 No 61010-2-201	
Operating system		Harmony (800 MHz ARM Cortex-A8 CPU)			Harmony (800 MHz ARM Cortex-A8 CPU)	
Development software		Linux Browser HTML5			Linux Browser HTML5	
Terminal reference		**HMISTW6200**	**HMISTW6400**		**HMISTW6500**	**HMISTW6600**
Pages		14			14	

Applications	**Display of text messages, graphic objects, and synoptic views Control and configuration of data**
Type of display module	**Basic Web HMI panels**
Display	Touchscreen size	15.6"
	Resolution (pixels)	1,366 x 768 pixels (FWXGA), 16 million colors
	Type	TFT Color LCD, single-touch analog resistive
Degree of protection		IP65F, Type 1, Type 4X (indoor use only), Type 13 (on the front panel when properly installed in an enclosure)
Functions	Brightness control	16 levels (adjusted with touch panel or software)
	Backlight service life	50,000 hrs or more
Memory	Device memory	512 MB
	User data memory	512 MB
	Backup memory	128 KB
Dimensions	External W × H × D mm/*in.*	412 x 268 x 50/*16.22 x 10.55 x 1.97*
	Cut-out W × H mm/*in.*	394 x 250/*15.51 x 9.84*
Weight		2.7 kg/*5.95 lb*
Supply voltage		24 V ⎓
Environment		Ambient air temperature 0...50 °C/*32...122 °F*
Communication	Asynchronous serial link	RS-232C (COM1), RS-485 (COM2)
	USB ports	1x USB 2.0 (Type A), 1x USB 2.0 Micro-B
	Buses and networks	2x Ethernet with switch function for daisy chain (10BASE-T/100BASE-TX)
Conformity to standards and certifications		CE, China RoHS, REACH,KC, EN (61000-6-4/61000-6-2/ 61131-2), UL 61010-2-201, CSA C22.2 No 61010-2-201
Operating system		Harmony (800 MHz ARM Cortex-A8 CPU)
Development software		Linux Browser HTML5
Terminal reference		**HMISTW6700**
Pages		14

Harmony ST6
Basic and Web HMI panels

Harmony ST6/STW6 color touchscreen terminals in 5 sizes from 4.3" to 15.6"

Presentation

Harmony ST6 Basic and STW6 Basic Web HMI panels provide high-quality graphics and stylish design. They are color touchscreen terminals (TFT technology) available in 5 different sizes:

- 4.3"
- 7"
- 10.1"
- 12.1"
- 15.6"

Their efficiency, flexibility, connectivity, and security features make them suitable for use in food and beverage, HVAC&R, pumping, and packaging applications.

Environment

The Harmony ST6/STW6 Basic range has been designed in accordance with numerous standards, certifications, and requirements:

■ Compliance standards:

- Europe:
  - Low Voltage Directive (2014/35/EU), EMC Directive (2014/30/EU), Programmable Controllers: EN 61131-2, EN 61000-6-4, EN 61000-6-2
- Australia:
  - RCM
  - EN 61000-6-4
- Korea
  - KC
  - KN 11
  - KN 61000-6-2

■ Agency certifications:

- Third-party certified standards: Underwriters Laboratories Inc., UL 61010-2-201 and CSA C22.2 No. 61010-2-201, Industrial Control Equipment

■ Operating temperature: up to 50 °C/*22 °F*

■ Degree of protection: IP65F, Type 1, Type 4X (indoor use only), Type 13 (on the front panel when properly installed in an enclosure)

■ Vibration resistance:

- IEC/EN 61131-2 compliant, 5...9 Hz single amplitude 3.5 mm/*0.14 in.*, 9...150 Hz fixed acceleration: 9.8 m/s^2, X, Y, Z directions for 10 cycles (approximately 100 minutes)

■ Shock resistance

- IEC/EN 61131-2 compliant, 147 m/s^2, X, Y, Z directions for 3 times

■ Electrical fast transient/burst

- IEC 61000-4-4
- 2 kV: Power port (display unit)
- 1 kV: Signal ports

■ Electrostatic discharge immunity

- Contact discharge method: 6 kV
- Air discharge method: 8 kV (IEC/EN 61000-4-2 Level 3)

EcoStruxure Operator Terminal Expert

Software functions

Harmony ST6 Basic HMI panels

Harmony ST6 Basic panels are configured using EcoStruxure Operator Terminal Expert software. This software and its user interface bring greater ease of use to project development and online updates. EcoStruxure Operator Terminal Expert allows you to create HMI applications with an innovative navigation concept on Harmony ST6.

These panels with EcoStruxure Operator Terminal Expert offer the following functions:

- Display of animated synoptic views with 8 types of animation (pressing the touch panel, color changes, filling, movement, rotation, size, visibility, and value display)
- Control, modification of numeric and alphanumeric values
- Display of current date and time
- Real-time and trending curves with log
- Alarm display, alarm log, and management of alarm groups
- Multi-window
- Recipe management
- Multi-language support in the Buildtime editor (10 languages)
- Storage of the application logs on USB stick

For more information on EcoStruxure Operator Terminal Expert, please refer to the DIA5ED2140703EN catalog.

Harmony STW6 Web HMI panels

Harmony STW6 uses the Web browser which acts like a Web client to display screens *(1)* that run Web servers on the same Intranet.

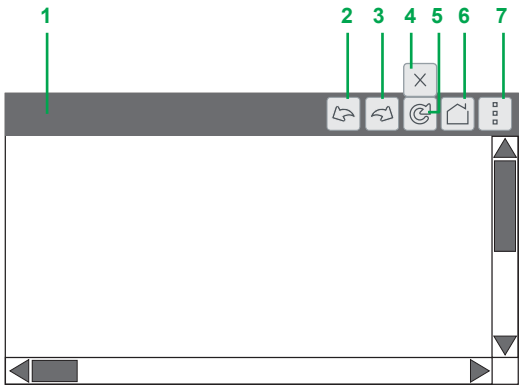

Web client

1 Displays the title of the Web server page or the URL when the page does not have a title
2 Moves to the previous page
3 Moves to the next page
4 Icon that displays while loading the Web server screen
5 Reloads the Web server screen
6 Displays the Web server screen set in Server → Start Page
7 Touch this icon to display the sub-menu

(1) For supported models, please contact your local Schneider Electric support representative.

Communication

Harmony ST6 HMI panels communicate with PLCs via one or two integrated serial links, using the following communication protocols:
- Schneider Electric (Uni-TE, Modbus)
- Third-party: Mitsubishi Electric, Omron, Allen-Bradley, and Siemens

Depending on the model, they can be connected to Ethernet TCP/IP networks using one of the following:
- A Modbus TCP protocol
- An Ethernet TCP/IP protocol
- A third-party protocol

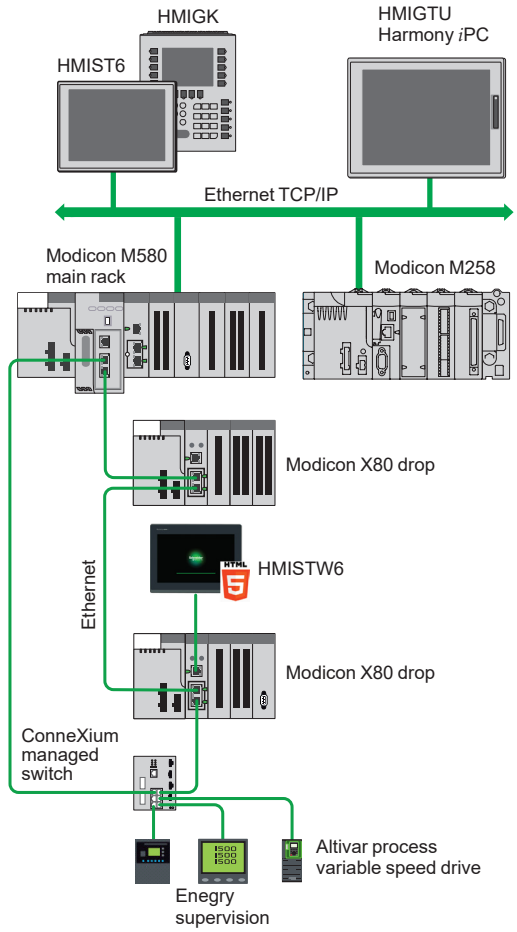

Typical plant archtiecture

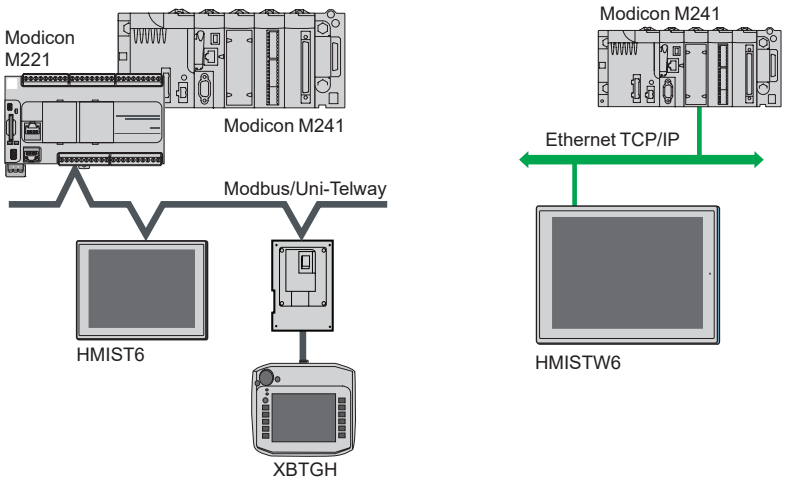

Simple machine archtiecture

Harmony ST6
Basic and Web HMI panels

Panel operating modes

The following illustrations show the equipment that can be connected to Basic HMI panels according to their two operating modes.

Edit mode

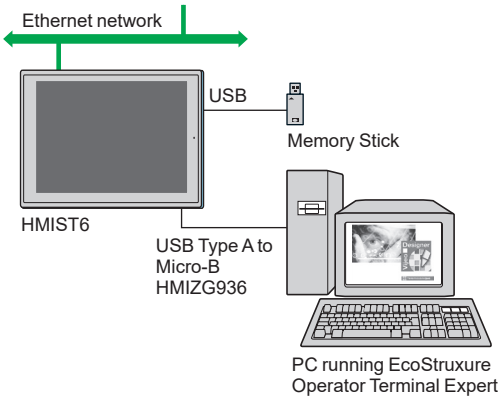

Operating mode

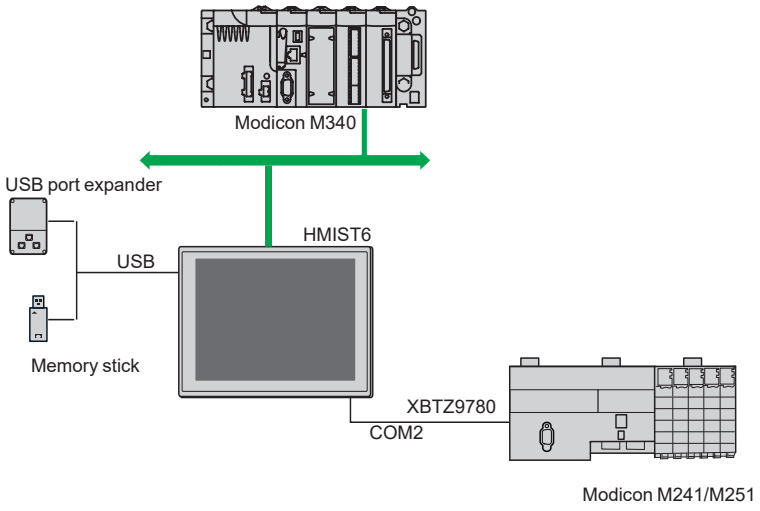

Harmony ST6
Basic and Web HMI panels
Panels with 4" and 7" touchscreens

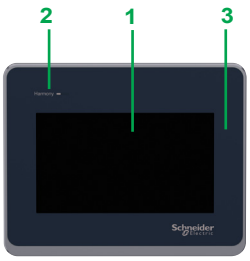

HMIST6 200/400 and HMISTW6 200/400 front view

Description

Harmony HMIST6 200/400 Basic and HMISTW6 200/400 Web HMI panels

Front view

1 Single-touch resistive screen for displaying synoptic views
2 Multi-color status indicator (green, orange, and red) showing the panel's operating mode
3 Aluminum alloy front panel providing IP65F protection when mounted on panel or enclosure door



HMIST6 200/400 and HMISTW6 200/400 top view

Harmony HMIST6 200/400 Basic and HMISTW6 200/400 Web HMI panels

Top view

4 Battery slot *(1)*
5 Hook to hold panel in position during installation



HMIST6200 and HMISTW6200 underside view

Harmony HMIST6200 Basic and HMISTW6200 Web HMI panels

Underside view

6 Ethernet interface (ETH1)
7 Serial interface (RJ45, RS-232C/485) (COM1) *(2)*
8 Power plug connector

HMIST6400 and HMISTW6400 underside view

Harmony HMIST6400 Basic and HMISTW6400 Web HMI panels

Underside view

6 Ethernet interface (ETH2)
7 Ethernet interface (ETH1)
8 Serial interface (RJ-45, RS-485) (COM2) *(3)*
9 Serial interface (RS-232C) (COM1) *(3)*
10 Power plug connector



HMIST6 200/400 and HMISTW6 200/400 rear view

Harmony HMIST6 200/400 Basic and HMISTW6 200/400 Web HMI panels

Rear view

11 USB (Type A) interface
12 USB (Micro-B) interface

(1) For HMIST6 200/400 only.
(2) For HMIST6200 only.
(3) For HMIST6400 only.

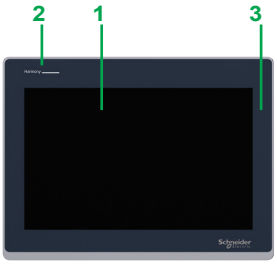

HMIST6 500/600/700 and HMISTW6 500/600/700 front view

Description

Harmony HMIST6 500/600/700 Basic and HMISTW6 500/600/700 Web HMI panels

Front view

1 Single-touch resistive screen for displaying synoptic views
2 Multi-color status indicator (green, orange, and red) showing the panel's operating mode
3 Aluminum alloy front panel providing IP65F protection when mounted on panel or enclosure door

HMIST6 500/600/700 and HMISTW6 500/600/700 top view

Harmony HMIST6 500/600/700 Basic and HMISTW6 500/600/700 Web HMI panels

Top view

4 Hook to hold panel in position during installation



HMIST6 500/600/700 and HMISTW6 500/600/700 underside view

Harmony HMIST6 500/600/700 Basic and HMISTW6 500/600/700 Web HMI panels

Underside view

5 Battery slot *(1)*
6 Ethernet interface (ETH2)
7 Ethernet interface (ETH1)
8 Serial interface (RJ-45, RS-485) (COM2) *(1)*
9 Serial interface (RS-232C) (COM1) *(1)*
10 Power plug connector



HMIST6 500/600/700 and HMISTW6 500/600/700 rear view

Harmony HMIST6 500/600/700 Basic and HMISTW6 500/600/700 Web HMI panels

Rear view

11 USB (Type A) interface
12 USB (Micro-B) interface

(1) For HMIST6 500/600/700 only.

Harmony ST6
Basic and Web HMI panels
HMI panels

ST6_65770_CPMFS18002R

HMIST6400

ST6_65770_CPMFS18005R

HMIST6700

Harmony ST6 Basic HMI panels

Data entry method	Size	Resolution (pixels)	Colors	Device memory	User data memory	Number of ports	Reference	Weight kg/*lb*
Via touchscreen	4.3" W	480 x 272	16 million colors	512 MB	128 MB	2x USB 1x COM 1 1x Ethernet	HMIST6200	0.400/*0.880*
	7" W	800 × 480 WVGA	16 million colors	1 GB	128 MB	2x USB 1x COM 1 1x COM 2 2x Ethernet	HMIST6400	0.800/*1.760*
	10.1" W	1,024 x 600 WSVGA	16 million colors	1 GB	128 MB	2x USB 1x COM 1 1x COM 2 2x Ethernet	HMIST6500	1.300/*2.870*
	12.1" W	1,280 × 800 WXGA	16 million colors	1 GB	128 MB	2x USB 1x COM 1 1x COM 2 2x Ethernet	HMIST6600	1.800/*3.970*
	15.6" W	1,366 x 768 FWXGA	16 million colors	1 GB	128 MB	2x USB 1x COM 1 1x COM 2 2x Ethernet	HMIST6700	2.700/*5.950*

ST6_65770_CPMFS18002R

HMISTW6400

T6_65770_CPMFS 18005R

HMISTW6700

Harmony STW6 Web HMI panels

Data entry method	Size	Resolution (pixels)	Colors	Device memory	User data memory	Number of ports	Reference	Weight kg/*lb*
Via touchscreen	4.3" W	480 x 272	16 million colors	512 MB	512 MB	2x USB 1x Ethernet	HMISTW6200	0.400/*0.880*
	7" W	800 × 480 WVGA	16 million colors	512 MB	512 MB	2x USB 2x Ethernet	HMISTW6400	0.800/*1.760*
	10.1" W	1,024 x 600 WSVGA	16 million colors	512 MB	512 MB	2x USB 2x Ethernet	HMISTW6500	1.300/*2.870*
	12.1" W	1,280 × 800 WXGA	16 million colors	512 MB	512 MB	2x USB 2x Ethernet	HMISTW6600	1.800/*3.970*
	15.6" W	1,366 x 768 FWXGA	16 million colors	512 MB	512 MB	2x USB 2x Ethernet	HMISTW6700	2.700/*5.950*

Accessories

Description	Characteristics	Length m/ft	Reference	Weight kg/lb
USB panel-mount extension cable	Extension cable for connecting USB interface to front panel	1/3.28	HMIZSUSBB2	–
USB front cable	Extension cable that attaches USB interface to front panel	–	XBTZGUSB	–
USB Type A clamp (1 port)	Clamp to prevent disconnection of USB cable (USB Type A, 1 port) *(2)*	–	HMIZGCLP1	–

Separate parts

Description	Characteristics	Compatible with terminals	Reference	Weight kg/lb
Screen protection sheet	Disposable, dirt-resistant sheet (1 sheet/set)	HMIST6200/HMISTW6200	HMIZG60W	–
		HMIST6400/HMISTW6400	HMIZG63W	–
		HMIST6500/HMISTW6500	HMIZG65W1	–
	Disposable, dirt-resistant sheet (5 sheets/set)	HMIST6600/HMISTW6600	HMIZD66W	–
	Disposable, dirt-resistant sheet (1 sheet/set)	HMIST6700/HMISTW6700	HMIZG67W	–
Spring clip	Fasteners to attach this product to the mounting surface	HMIST6200/HMISTW6200	XBTZ3002	–

Spare parts

Description	Characteristics	Compatible with terminals	Reference	Weight kg/lb
Installation fastener	Installation fastener	HMIST6200/HMISTW6200	HMIZSFIX2	–
		HMIST6400/HMISTW6400	HMIZSFIXTF1 *(1)*	–
		HMIST6500/HMISTW6500		
		HMIST6600/HMISTW6600		
		HMIST6700/HMISTW6700		
Installation gasket	Provides dust and moisture resistance when this product is installed in a solid panel	HMIST6200/HMISTW6200	HMIZS51W1	–
		HMIST6400/HMISTW6400	HMIZS53W1	–
		HMIST6500/HMISTW6500	HMIZS55W1	–
		HMIST6600/HMISTW6600	HMIZS56W1	–
		HMIST6700/HMISTW6700	HMIZS57W1	–
DC power supply connector	Connector to connect DC power supply cables	All terminals	XBTZGPWS1	–
Replacement battery	Primary battery for time data backup	HMIST6 terminals	HMIZSBA1	–

(1) 2 pieces/set for HMI6400/HMI6500/HMI6600 and 3 pieces/set for HMIST6700.
(2) 5 clamps/set.

ST6_65770_CPMFS18011A

HMIZSFIXTF1

ST6_65770_CPMFS18007A



HMIZS53W1

Harmony ST6
Basic and Web HMI panels
Connection system

XBTGT11●5 terminals, HMIST6 terminals, and Schneider Electric products

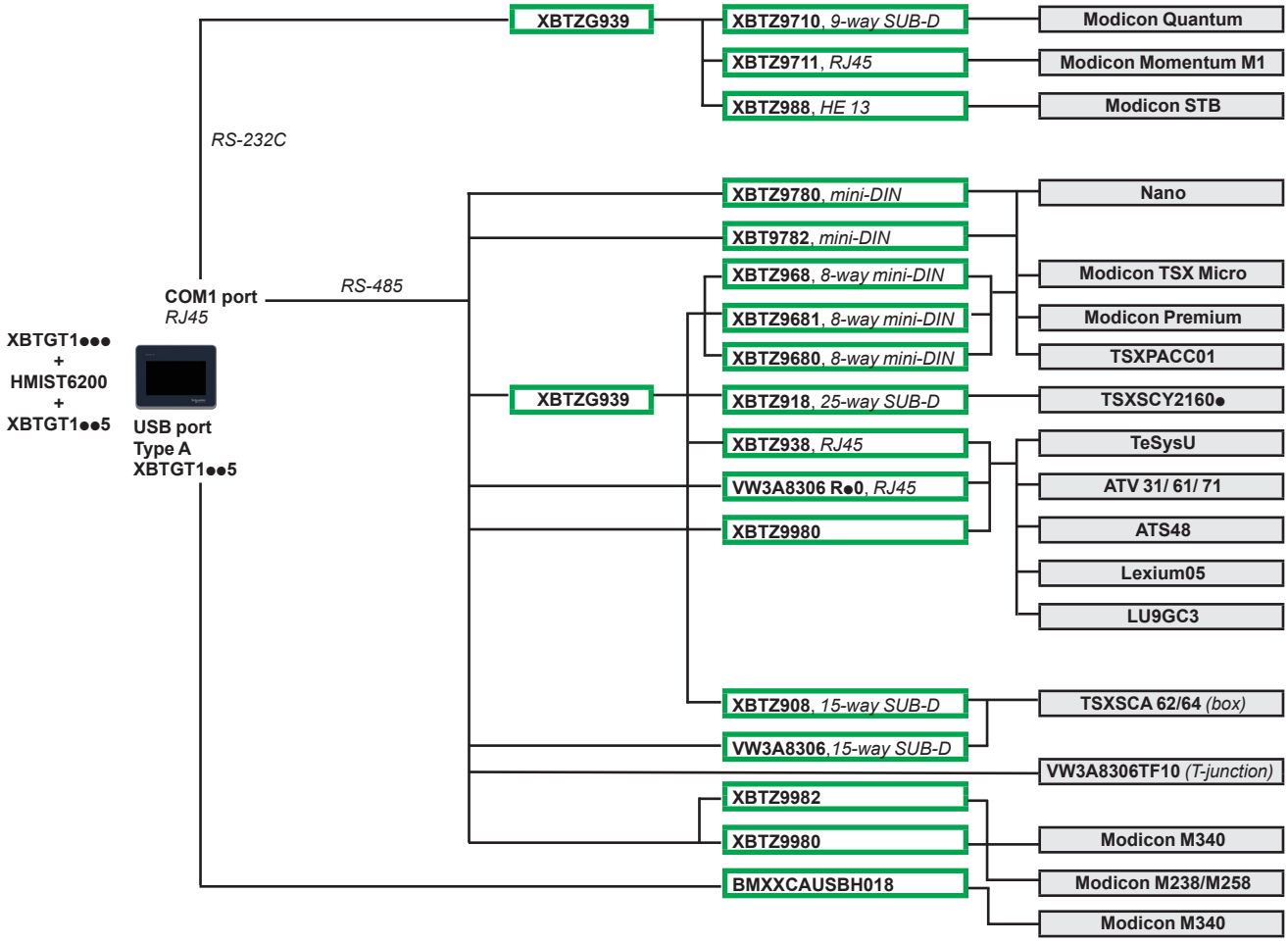

Harmony ST6
Basic and Web HMI panels
Connection system

XBTGT2●●0/GT7340/GK●●●● terminals, HMIST6 terminals, and Schneider Electric products

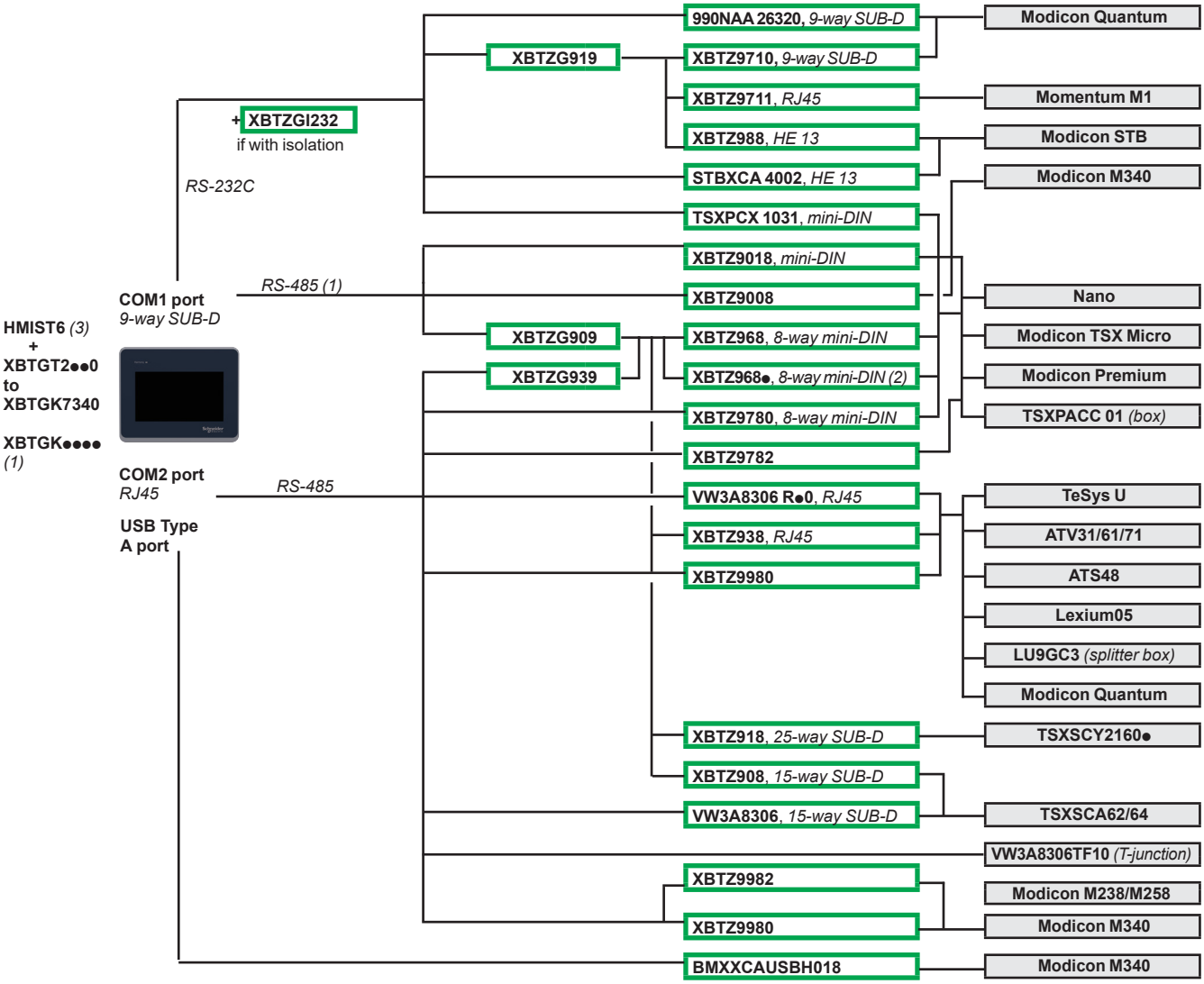

(1) RS-485 not available for HMIST6 (COM1).
(2) ● defines the length:
- **0**: 2.5 m/8.2 ft (elbowed connector)
- **1**: 5 m/16.4 ft
- **6**: 16 m/52.5 ft
- **7**: 20 m/65.6 ft
- **8**: 25 m/82 ft

(3) Except HMIST6200.

Harmony ST6
Basic and Web HMI panels
Connection system

XBTGT11●5 terminals, HMIST6 terminals, and third-party PLCs

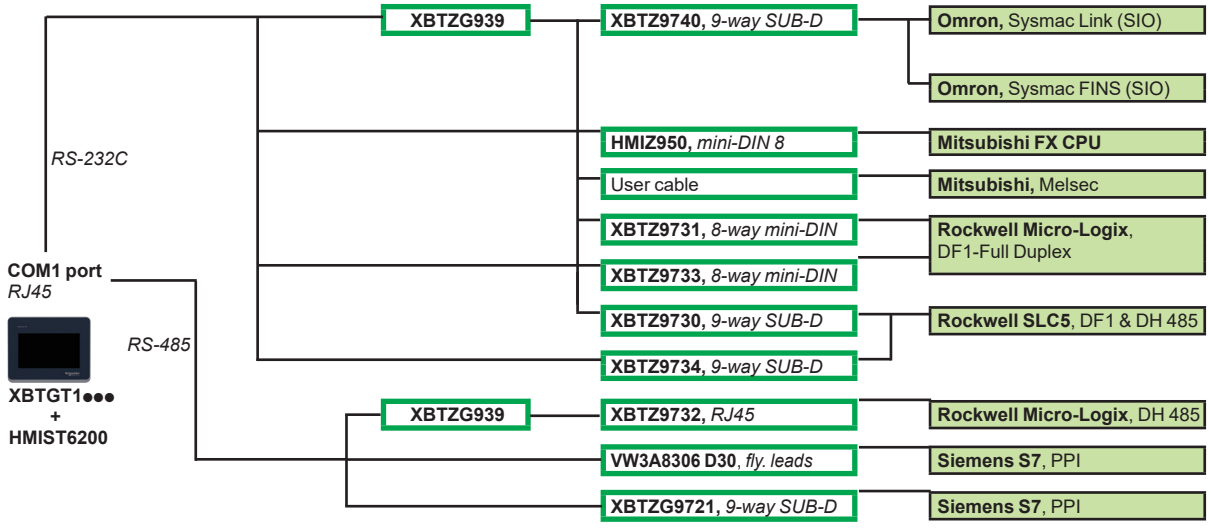

Application transfer from HMIST6 terminals to PC

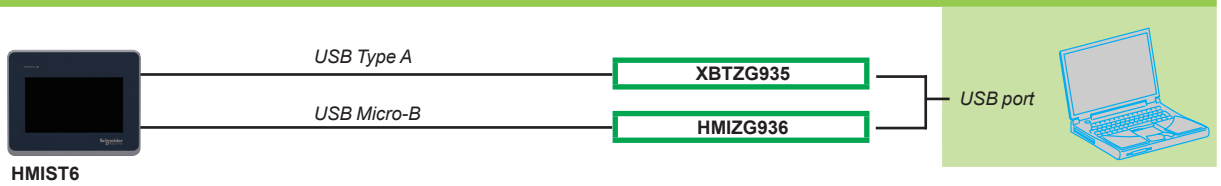

XBTGT2●●0/GT7340/GK●●●● terminals, HMIST6 terminals, and third-party PLCs

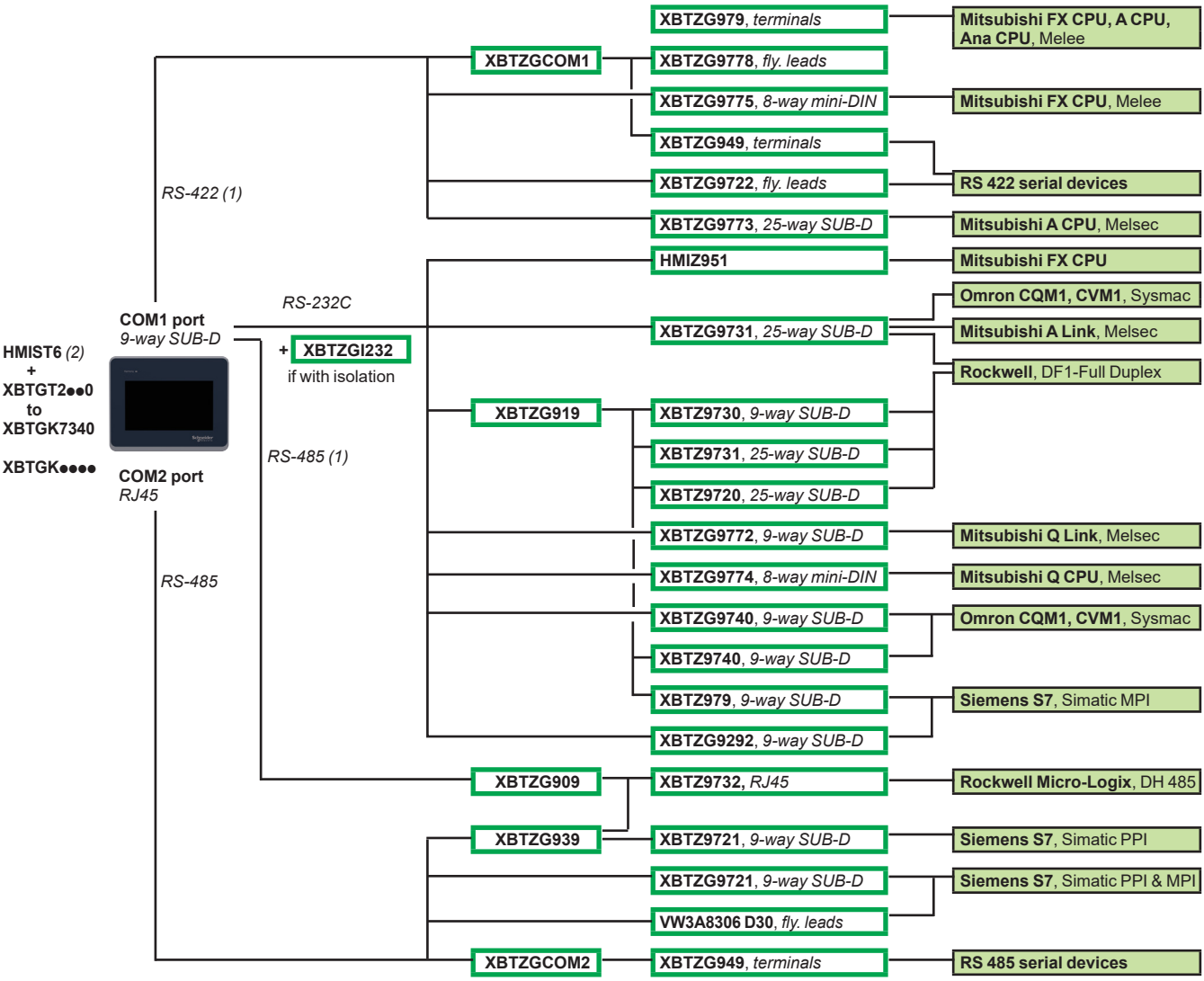

(1) RS-422 and RS-425 not available on HMIST6 (COM1).
(2) Except HMIST6200.

Product reference index

H	
HMIST6200	14
HMIST6400	14
HMIST6500	14
HMIST6600	14
HMIST6700	14
HMISTW6200	14
HMISTW6400	14
HMISTW6500	14
HMISTW6600	14
HMISTW6700	14
HMIZD66W	15
HMIZG60W	15
HMIZG63W	15
HMIZG65W1	15
HMIZG67W	15
HMIZGCLP1	15
HMIZS51W1	15
HMIZS53W1	15
HMIZS55W1	15
HMIZS56W1	15
HMIZS57W1	15
HMIZSBA1	15
HMIZSFIX2	15
HMIZSFIXTF1	15
HMIZSUSBB2	15

X	
XBTZ3002	15
XBTZGPWS1	15
XBTZGUSB	15

Life Is On | Schneider Electric

Learn more about our products at
www.schneider-electric.com/hmi

The information provided in this documentation contains general descriptions and/or technical characteristics of the performance of the products contained herein. This documentation is not intended as a substitute for and is not to be used for determining suitability or reliability of these products for specific user applications. It is the duty of any such user or integrator to perform the appropriate and complete risk analysis, evaluation and testing of the products with respect to the relevant specific application or use thereof. Neither Schneider Electric nor any of its affiliates or subsidiaries shall be responsible or liable for misuse of the information contained herein.

Design: Schneider Electric
Photos: Schneider Electric

Schneider Electric Industries SAS
Head Office
35, rue Joseph Monier - CS 30323
F-92500 Rueil-Malmaison Cedex
France

DIA5ED2181202EN
December 2019 - V3.1