

C10B34V100

Circuit breaker, ComPacT NSX100B,
25kA/415VAC, 3 poles, MicroLogic Vigi 4.2 trip
unit 100A



Main

Range	ComPacT new generation
Product name	ComPacT NSX new generation
Device short name	NSX100B
Product or component type	Earth leakage circuit breaker
Device application	Distribution
Poles description	3P
Protected poles description	3D
[In] rated current	100 A at 40 °C
[Ue] rated operational voltage	440 V AC 50/60 Hz
Network type	AC
Network frequency	50/60 Hz
Suitability for isolation	Yes conforming to EN/IEC 60947-2
Utilisation category	Category A
[Icu] rated ultimate short-circuit breaking capacity	40 KA Icu at 220/240 V AC 50/60 Hz conforming to IEC 60947-2 25 KA Icu at 380/415 V AC 50/60 Hz conforming to IEC 60947-2 20 KA Icu at 440 V AC 50/60 Hz conforming to IEC 60947-2 15 kA Icu at 500 V AC 50/60 Hz conforming to IEC 60947-2
Performance level	B 25 kA 415 V AC
Trip unit name	Micrologic 4.2
Trip unit technology	Electronic
Trip unit protection functions	LSolR
Control type	Toggle
Circuit breaker mounting mode	Fixed

Complementary

[Ui] rated insulation voltage	500 V AC 50/60 Hz
[Uimp] rated impulse withstand voltage	8 kV
[Ics] rated service short-circuit breaking capacity	40 KA at 220/240 V AC 50/60 Hz conforming to IEC 60947-2 25 KA at 380/415 V AC 50/60 Hz conforming to IEC 60947-2 20 KA at 440 V AC 50/60 Hz conforming to IEC 60947-2 7 kA at 500 V AC 50/60 Hz conforming to IEC 60947-2
Mechanical durability	50000 cycles
Electrical durability	50000 Cycles at 440 V In/2 30000 Cycles at 440 V In 20000 Cycles at 690 V In/2 10000 cycles at 690 V In
Power dissipation per pole	5.8 W N 5.8 W L1 and L3 3.9 W L2
Mounting support	Backplate
Mounting position	Horizontal and vertical Flat on the back
Upside connection	Front

The information provided in this documentation contains general descriptions and/or technical characteristics of the products of the performance of the products contained herein. This documentation is not intended as a substitute for and is not to be used for determining suitability or reliability of these products for specific user applications. It is the duty of any such user or integrator to perform the appropriate and complete risk analysis, evaluation and testing of the products with respect to the relevant specific application or use thereof. Neither Schneider Electric Industries SAS nor any of its affiliates or subsidiaries shall be responsible or liable for misuse of the information contained herein.

Downside connection	Front
Connection pitch	35 mm
Protection type	L : for overload protection (long time) So : for short time short-circuit protection with fixed delay I : for instantaneous short-circuit protection R : for earth-leakage protection
Trip unit rating	100 A at 40 °C
Long-time pick-up adjustment type Ir (thermal protection)	Adjustable 9 settings
[Ir] long-time protection pick-up adjustment range	40...100 A
Long-time protection delay adjustment type tr	Fixed
[tr] long-time protection delay adjustment range	400 S at 1.5 x Ir 16 S at 6 x Ir 11 s at 7.2 x Ir
Thermal memory	20 minutes before and after tripping
Short-time protection pick-up adjustment type Isd	Adjustable
[Isd] Short-time protection pick-up adjustment range	1.5...10 x Ir
Short-time protection delay adjustment type tsd	Fixed
[tsd] Short-time protection delay adjustment range	0.02 s
Instantaneous protection pick-up adjustment type li	Fixed
[li] instantaneous protection pick-up adjustment range	1500 A
Earth-leakage protection	Integrated
Earth-leakage protection class	Class A
Earth-leakage protection sensivity adjustment type IΔn	Adjustable
[IΔn] earth-leakage protection sensitivity adjustment range	30 MA 100 MA 300 MA 500 MA 1 A 3 A 5 A
Earth-leakage protection specific mode	OFF using the IΔn rotary switch
Earth-leakage protection time delay adjustment type Δt	Adjustable
[Δt] Earth-leakage protection time delay adjustment range	0 Ms 60 Ms 150 Ms 500 Ms 1 s
Zone selective interlocking ZSI	Without
Number of slots for electrical auxiliaries	5 slot(s)
Local signalling	Flashing LED (green) for ready to operate LED 105 % Ir (red) for overload LED 90 % Ir (orange) for overload
Width (W)	105 mm
Height (H)	161 mm
Depth (D)	86 mm
Net weight	2.05 kg

Environment





Standards	EN/IEC 60947
Product certifications	CCC EAC Marine
Overvoltage category	Class II
Electrical shock protection class	Class II
Pollution degree	3 conforming to IEC 60664-1
IP degree of protection	IP40 conforming to IEC 60529
IK degree of protection	IK07 conforming to IEC 62262
Ambient air temperature for operation	-25...70 °C
Ambient air temperature for storage	-50...85 °C

Relative humidity	0...95 %
Operating altitude	0...2000 m without derating 2000 m...5000 m with derating

Packing Units

Unit Type of Package 1	PCE
Number of Units in Package 1	1
Package 1 Height	14.2 cm
Package 1 Width	11.4 cm
Package 1 Length	20.0 cm
Package 1 Weight	1.928 kg
Unit Type of Package 2	S03
Number of Units in Package 2	4
Package 2 Height	30.0 cm
Package 2 Width	30.0 cm
Package 2 Length	40.0 cm
Package 2 Weight	8.095 kg

Offer Sustainability

REACH Regulation	 REACH Declaration
EU RoHS Directive	Compliant  EU RoHS Declaration
Mercury free	Yes
RoHS exemption information	 Yes
China RoHS Regulation	 China RoHS Declaration