



Connectors > PCB Connectors > Backplane Connectors > Eurocard Connectors



Connector & Housing Type: **Receptacle**  
Connector System: **Board-to-Board**  
Termination Post & Tail Length: **2.92 mm [ .115 in ]**  
Number of Positions: **96**  
Centerline (Pitch): **2.54 mm [.1 in ]**

Features

Product Type Features

Connector & Housing Type	Receptacle
Connector System	Board-to-Board
Connector & Contact Terminates To	Printed Circuit Board
DIN Size	Standard
DIN Level	II

Configuration Features

Number of Positions	96
Number of Rows	3
PCB Mount Orientation	Right Angle
Number of Columns	16
Rows Loaded	A, B, C
Number of Signal Positions	96

Body Features

Primary Product Color	Gray
-----------------------	------



Contact Features

Contact Mating Area Plating Material	Tin-Lead
Contact Base Material	Phosphor Bronze
PCB Contact Termination Area Plating Material	Tin-Lead
Contact Type	Socket
Contact Current Rating (Max)	3 A

Termination Features

Termination Method to PCB	Through Hole - Press-Fit
Termination Post & Tail Length	2.92 mm[.115 in]

Mechanical Attachment

Connector Mounting Type	Board Mount
Panel Mount Feature	Without
Mating Retention	With
PCB Mount Retention Type	Action/Compliant Tail
Mating Alignment	Without
PCB Mount Alignment	Without
PCB Mount Retention	With

Housing Features

Housing Material	Polyester - GF
Centerline (Pitch)	2.54 mm[.1 in]

Dimensions

PCB Thickness (Recommended)	1.57 mm[.062 in]
Connector Height	18.54 mm
Row-to-Row Spacing	2.54 mm[.1 in]

Usage Conditions

Operating Temperature Range	-55 – 105 °C[-67 – 221 °F]
-----------------------------	----------------------------

Operation/Application

Circuit Application	Signal
---------------------	--------

Industry Standards

UL Flammability Rating	UL 94V-0
------------------------	----------

Packaging Features

--	--



Packaging Method	Box
------------------	-----

Product Compliance

For compliance documentation, visit the product page on TE.com>

EU RoHS Directive 2011/65/EU	Not Compliant
EU ELV Directive 2000/53/EC	Compliant with Exemptions
China RoHS 2 Directive MIIT Order No 32, 2016	Restricted Materials Above Threshold
EU REACH Regulation (EC) No. 1907/2006	Current ECHA Candidate List: JAN 2025 (247) Candidate List Declared Against: JUNE 2024 (241) SVHC > Threshold: Pb (13% in Component Part) <b>Article Safe Usage Statements:</b> Do not eat, drink or smoke when using this product. Wash thoroughly after handling. Recycle if possible and dispose of the article by following all applicable governmental regulations relevant to your geographic location.
Halogen Content	Not Low Halogen - contains Br or Cl > 900 ppm.
Solder Process Capability	Not applicable for solder process capability

Product Compliance Disclaimer

This information is provided based on reasonable inquiry of our suppliers and represents our current actual knowledge based on the information they provided. This information is subject to change. The part numbers that TE has identified as EU RoHS compliant have a maximum concentration of 0.1% by weight in homogenous materials for lead, hexavalent chromium, mercury, PBB, PBDE, DBP, BBP, DEHP, DIBP, and 0.01% for cadmium, or qualify for an exemption to these limits as defined in the Annexes of Directive 2011/65/EU (RoHS2). Finished electrical and electronic equipment products will be CE marked as required by Directive 2011/65/EU. Components may not be CE marked. Additionally, the part numbers that TE has identified as EU ELV compliant have a maximum concentration of 0.1% by weight in homogenous materials for lead, hexavalent chromium, and mercury, and 0.01% for cadmium, or qualify for an exemption to these limits as defined in the Annexes of Directive 2000/53/EC (ELV). Regarding the REACH Regulation, the information TE provides on SVHC in articles for this part number is based on the latest European Chemicals Agency (ECHA) 'Guidance on requirements for substances in articles' posted at this URL: <https://echa.europa.eu/guidance-documents/guidance-on-reach>


Compatible Parts

TE Part # 148304-4  
096 EURO TYP R PIN AP MFBL ASY


TE Part # 536154-5  
096 ENHNCD EURO RECPT ST ASSY

TE Part # 5650895-4  
ASSY,RECEPT,EUROCARD,TYPE R,LE

Also in the Series | Eurocard Type R

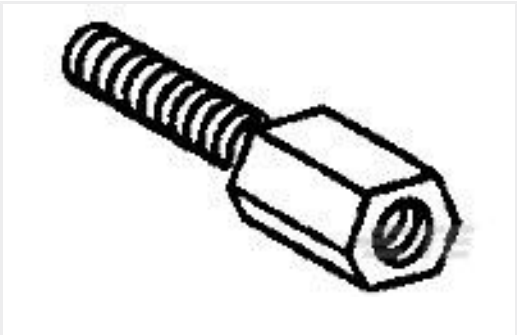


[Eurocard Connectors\(79\)](#)




[Standard Edge Connectors\(1\)](#)

Customers Also Bought




TE Part #5207953-3  
[FEMALE SCREWLOCK, SHORT, ZN](#)



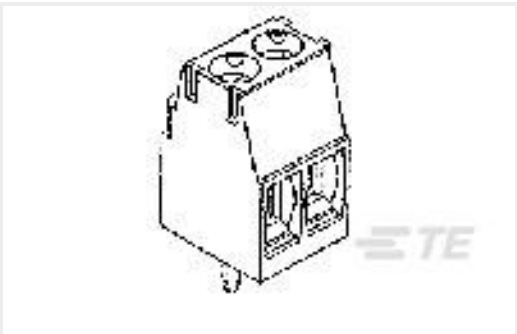
TE Part #254960-E  
[STVE 160 F ABCDE VVVV 7-00 EEUE 17,0 \\*](#)




TE Part #204752-E  
[STVC 96 F ABC VVV 7-00 EE 4,0 \\* 247 E007](#)



TE Part #6339191-5  
[MJ,RJ45,SMT,SHLD,LED\(G/G\)](#)



TE Part #284391-2  
[TERMI-BLOK PCB SIDE ENTRY STAC](#)



TE Part #6469002-1  
[HM-ZD 4PR HDR 80P 5.2MM](#)




TE Part #7-2151660-7  
[OCEAN\\_2.0\\_SPARE\\_PART\\_KIT-042F055F](#)



TE Part #1-1393788-6  
[V23079A1005B301](#)



TE Part #5205818-3  
[FEMALE SCREWLOCK,PLTD](#)



TE Part #244840-E  
[SMCQ 80 M AB VV 8-13 CL \\* H007 137 E005](#)

Documents

Product Drawings

[096 EURO TYP R RECEPT EON ASSY](#)

English

CAD Files

[3D PDF](#)

3D

Customer View Model

[ENG\\_CVM\\_CVM\\_148292-5\\_H.2d\\_dxf.zip](#)



English

Customer View Model

[ENG\\_CVM\\_CVM\\_148292-5\\_H.3d\\_igs.zip](#)

English

Customer View Model

[ENG\\_CVM\\_CVM\\_148292-5\\_H.3d\\_stp.zip](#)

English

By downloading the CAD file I accept and agree to the [Terms and Conditions](#) of use.

Product Specifications

[Application Specification](#)

English

Agency Approvals

[UL](#)

English