



circuit breaker 3VA2 IEC frame 160 breaking capacity class M Icu=55kA @ 415V
3-pole, motor protection ETU350M, LSI, In=100A overload protection
Ir=40A...100A short-circuit protection I_{sd}=3...15 x I_r, I_i=15 x I_n nut keeper kit

Model	
product brand name	SENTRON
product designation	Molded case circuit breaker
design of the product	Motor protection
design of the overcurrent release	ETU350M
protection function of the overcurrent release	LSI
number of poles	3
General technical data	
insulation voltage / rated value	800 V
operating voltage / at AC / rated value	690 V
operating power / at AC-3 / at 400 V	55 000 W
operating power / at AC-3 / at 230 V	30 000 W
power loss [W] / maximum	10 W
power loss [W] / for rated value of the current / at AC / in hot operating state / per pole	3.33 W
mechanical service life (operating cycles) / typical	25 000
electrical endurance (operating cycles) / at AC-1 / at 380/415 V	14 000
electrical endurance (operating cycles) / at AC-1 / at 690 V	9 800
electrical endurance (operating cycles) / at AC-3 / at 380/415 V	5 000
product feature / for neutral conductors / upgradable/retrofitable / short-circuit and overload proof	No
ground-fault monitoring version	Without
product function	
• communication function	No
• phase failure detection	Yes
• other measurement function	No
Net Weight	2.13 kg
Current	
operational current	
• at 40 °C	100 A
• at 45 °C	100 A
• at 50 °C	100 A
• at 55 °C	100 A
• at 60 °C	100 A
• at 65 °C	100 A
• at 70 °C	100 A
Switching capacity according to IEC 60947	
switching capacity class of the circuit breaker	E
maximum short-circuit current breaking capacity (I _{cu})	
• at 240 V	85 kA
• at 415 V	55 kA

<ul style="list-style-type: none"> • at 440 V • at 500 V • at 690 V 	55 kA 36 kA 2.5 kA
operating short-circuit current breaking capacity (Ics)	
<ul style="list-style-type: none"> • at 240 V • at 415 V • at 440 V • at 500 V • at 690 V 	85 kA 55 kA 55 kA 36 kA 2.5 kA
short-circuit current making capacity (Icm)	
<ul style="list-style-type: none"> • at 240 V • at 415 V • at 440 V • at 500 V • at 690 V 	187 kA 121 kA 121 kA 75.6 kA 3.7 kA

Adjustable parameters

product feature / for L-tripping / can be switched on/off	No
adjustable response value setting current (I _r) / of the L-trip / with I _{2t} characteristic	
<ul style="list-style-type: none"> • minimum • maximum 	40 A 100 A
adjustable response value delay time (t _r) / for L-tripping / with I _{2t} characteristic	
<ul style="list-style-type: none"> • minimum • maximum 	4 s 17 s
adjustable response value setting current (I _{sd}) / of S-trip / with I _{0t} characteristic	
<ul style="list-style-type: none"> • minimum • maximum 	300 A 1 500 A
adjustable response value delay time (t _{sd}) / for S-tripping / with I _{0t} characteristic	
<ul style="list-style-type: none"> • minimum • maximum 	0.03 s 0.03 s
adjustable response value setting current (I _i) / for I-tripping	
<ul style="list-style-type: none"> • minimum • maximum 	1 500 A 1 500 A
product function / grounding protection	No
adjustable trip class (T _c CLASS)	10A, 10E, 20E
tripping time (T _p) / with adjustable trip class (T _c CLASS)	
<ul style="list-style-type: none"> • minimum • maximum 	4 s 17 s

Mechanical Design

product component	
<ul style="list-style-type: none"> • undervoltage release • voltage trigger • trip indicator 	No No No
height [in]	7.13 in
height	181 mm
width [in]	4.13 in
width	105 mm
depth [in]	3.39 in
depth	86 mm

Connections

arrangement of electrical connectors / for main current circuit	Front terminal
type of electrical connection / for main current circuit	on both sides nut keeper kit
type of connectable conductor cross-sections / for flat-bar terminal connection / minimum	13 x 1 mm
type of connectable conductor cross-sections / for flat-bar terminal connection / maximum	25 x 8 mm
design of the surface / of the connections / on the top of the switch (N, 1, 3, 5)	tin
design of the surface / of the connections / on the bottom of the switch (N, 2, 4, 6)	tin

Auxiliary circuit	
number of CO contacts / for auxiliary contacts	0
Accessories	
product extension / optional / motor drive	Yes
Environmental conditions	
protection class IP / on the front	IP40
ambient temperature	
• during operation / minimum	-25 °C
• during operation / maximum	70 °C
• during storage / minimum	-40 °C
• during storage / maximum	80 °C
reference code / according to IEC 81346-2	Q

Approvals / Certificates	
General Product Approval	EMC







[Confirmation](#)



[Miscellaneous](#)



Declaration of Conformity		Test Certificates		Marine / Shipping	
		Miscellaneous	Special Test Certificate		

Marine / Shipping		other		Dangerous Good		Environment	
CCS / China Classification Society	Miscellaneous	Confirmation	Miscellaneous	Transport Information	Environmental Confirmations		

Further information

Siemens has decided to exit the Russian market (see here).
<https://press.siemens.com/global/en/pressrelease/siemens-wind-down-russian-business>

Siemens is working on the renewal of the current EAC certificates.
Please contact your local Siemens office on the status of validity of the EAC certification if you intend to import or offer to supply these products to an EAC relevant market (other than the sanctioned EAEU member states Russia or Belarus).

Information on the packaging
<https://support.industry.siemens.com/cs/ww/en/view/109813875>

Information- and Downloadcenter (Catalogs, Brochures,...)
<http://www.siemens.com/lowvoltage/catalogs>

Industry Mall (Online ordering system)
<https://mall.industry.siemens.com/mall/en/en/Catalog/product?mlfb=3VA2110-5MN32-0AA0>

Service&Support (Manuals, Certificates, Characteristics, FAQs,...)
<https://support.industry.siemens.com/cs/ww/en/ps/3VA2110-5MN32-0AA0>

Image database (product images, 2D dimension drawings, 3D models, device circuit diagrams, ...)
http://www.automation.siemens.com/bilddb/cax_en.aspx?mlfb=3VA2110-5MN32-0AA0

CAX-Online-Generator
<http://www.siemens.com/cax>

Tender specifications
<http://www.siemens.com/specifications>

