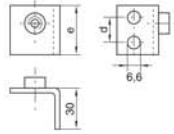


## Tube clamps series A (Light construction series) – Components

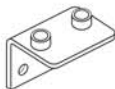
DIN 3015, part 1



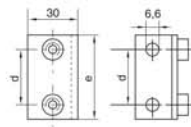
size 0



size 0

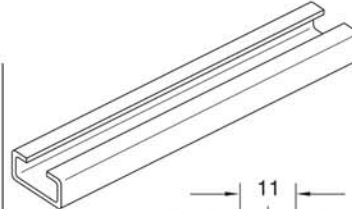


size 1-6

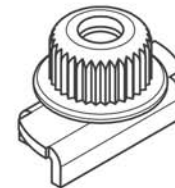
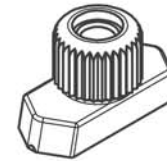
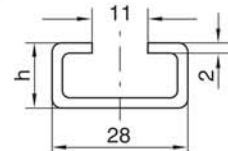
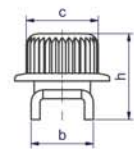
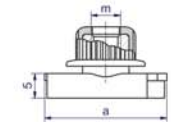


size 1-6

Thickness: 3 mm



1 or 2 mtr


 With loss protection  
(See page T54).


clamp size	weld plate, angled		mounting rail		rail nut				
	APWA A... Order code	dimensions: d e	TS...A/B Order code	dimensions: h	TM...A/B1 Order code	dimensions: a b c m h			
0	APWA0X APWA04571X	14 30	TS11A/B1...* TS11A/B2...* TS14A/B1...* TS14A/B2...* TS30A/B1...* TS30A/B2...*	TS11: 11 TS14: 14 TS30: 30	TMA/TMB1VERZX TMA/TMB1/4571X	25.410.4 12 M6 14.5			
1	APWA1X APWA14571X	20 36							
2	APWA2X APWA24571X	26 42							
3	APWA3X APWA34571X	33 50			TMA/TMB1WLPVZX TMA/TMB1WLP71X	24.910.5 12 M6 14.5			
4	APWA4X APWA44571X	40 59							
5	APWA5X APWA54571X	52 72							
6	APWA6X APWA64571X	66 88							

\*Please add the suffix below according to the surface/material required.

Order code suffixes		
Surface/material	Suffix	Example
Steel, phosphated	X	TS11A/B1X
Steel, zinc plated, Cr(VI)-free	VZX	TS11A/B1VZX
Stainless Steel 1.4571	71X	TS11A/B171X