

⚠ Important Safety Notice

It is the responsibility of the person installing the electrical equipment to ensure that the installation meets the requirements of the IET wiring regulations and is therefore 'fit for purpose'. Factors such as correct selection of components, cable sizing, protective devices and Earth bonding are all critical and should be checked prior to full testing and power-up. Any other regulations applicable to the equipment being installed such as the Machinery Directive and current health and safety legislation must also be adhered to.

All connections (including factory made) must be checked for the correct tightness prior to commissioning of the electrical installation.

All connections should be checked periodically to ensure correct tightness.

DO NOT USE POWER TOOLS ON THESE PRODUCTS

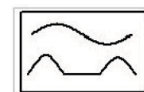
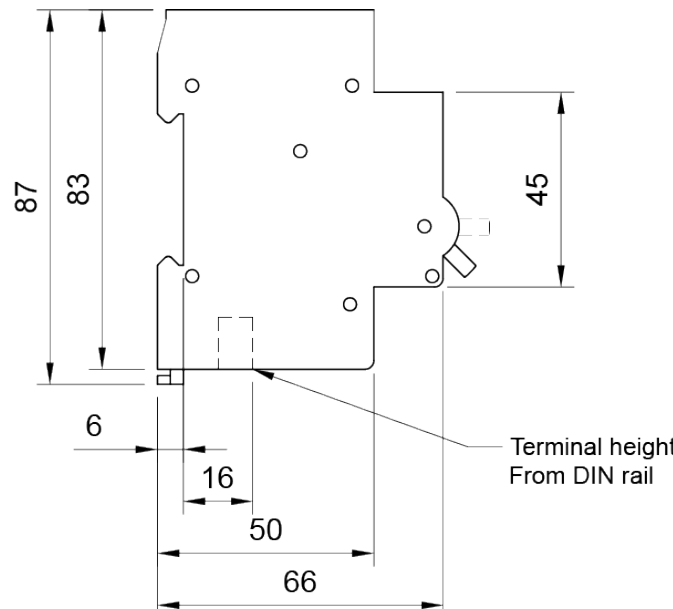
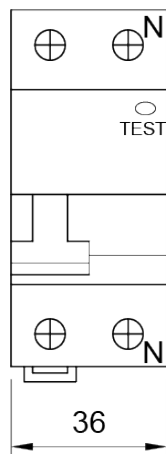


Type	A
Product Range	EUBLMC
Standard(s)	IEC 61009, EN 61009
Certification	CE, SEMKO
Characteristic Curve	B, C
Rated Current (In)	6, 16, 20, 32 & 40A
Rated Residual Operating Current IΔn	30mA
Standard Tripping Time 1 x IΔn	≤ 300ms
Standard Tripping Time 5 x IΔn	≤ 40ms
Rated Voltage (Ue)	AC 230(240)V
Rated Frequency	50/60Hz
Rated impulse withstand Voltage (Uimp)	4kV
Number of Poles	2
Rated Short-Circuit Capacity (Icn)	10kA
Operating Temperature	-25° to 40°C*
Altitude	Not exceeding 2000 metres
Humidity	Not exceeding 50% at 40°C and 90% at 20°C
Pollution Degree	2
Terminal protection	IP20
Mounting	35mm DIN Rail
Terminal Type	Pillar
Terminal Capacity	1.0-16mm ²
Recommended Terminal Torque	2.0Nm

* average not exceeding 35°C over a 24 hour period

Note: Type A is suitable for Type AC applications.

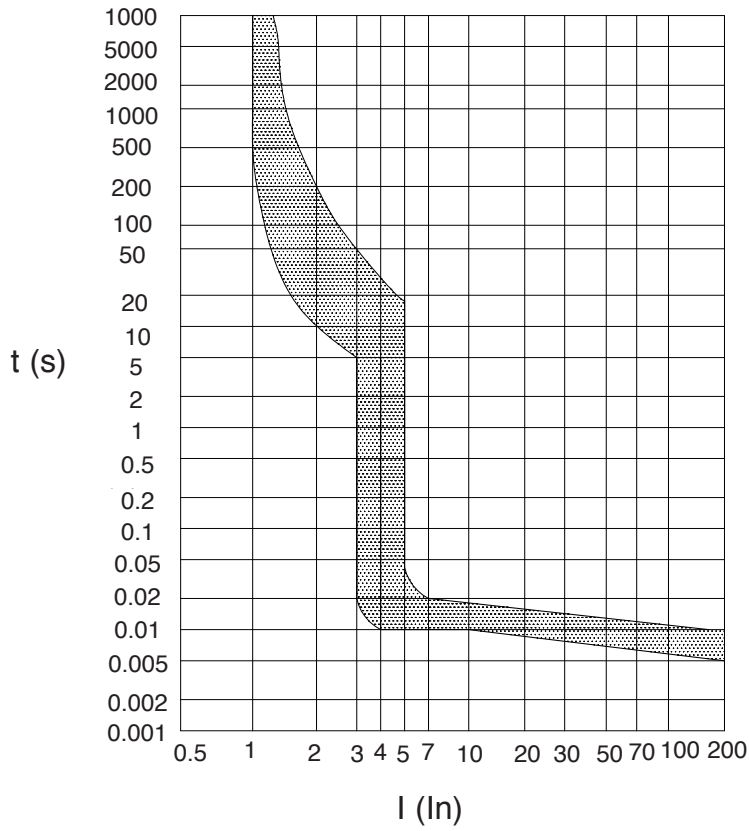
Type A is suitable where any smooth DC fault current is less than 6mA



Type A



B Curve



C Curve

