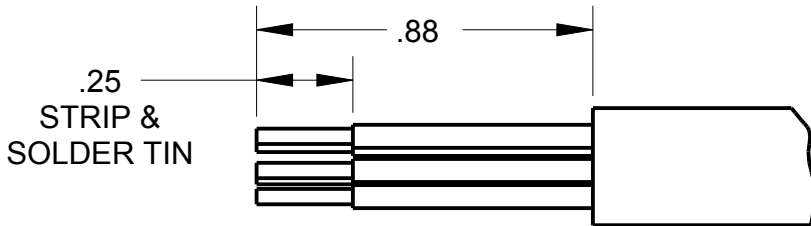
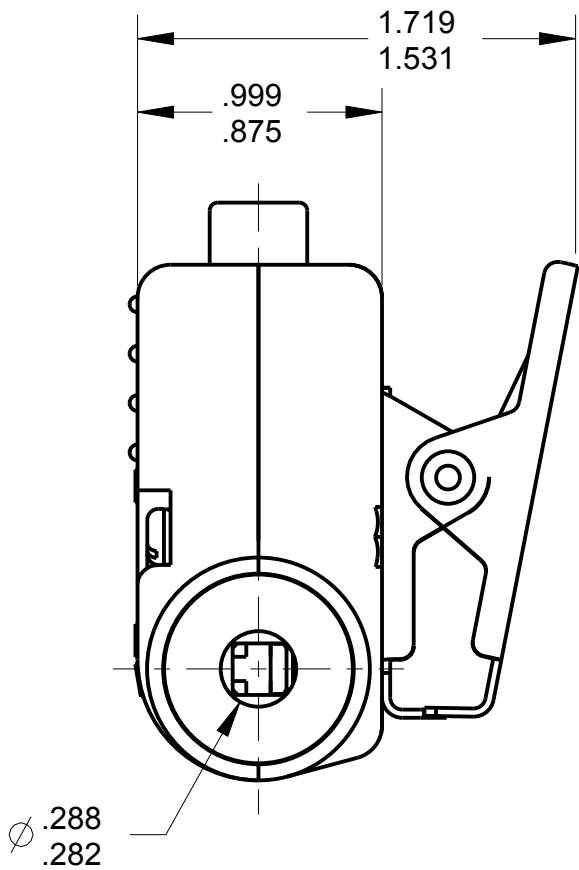
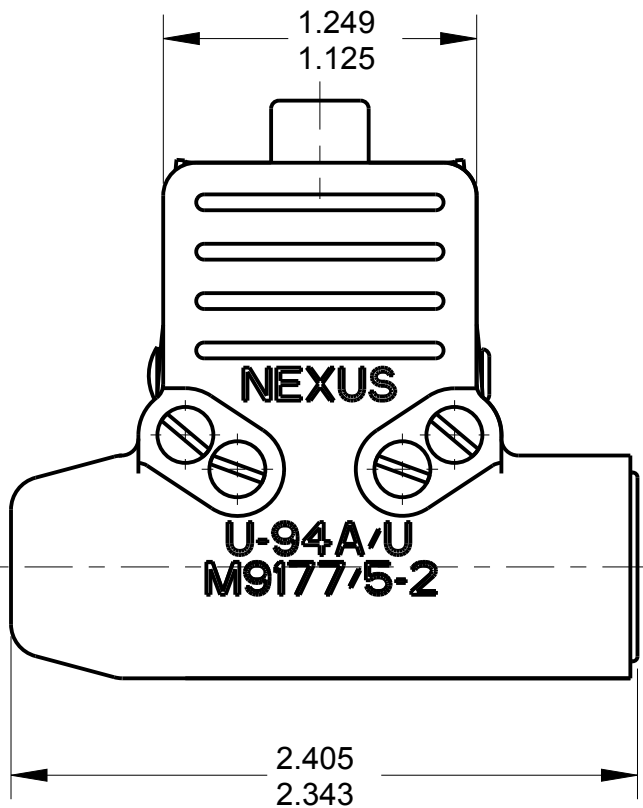
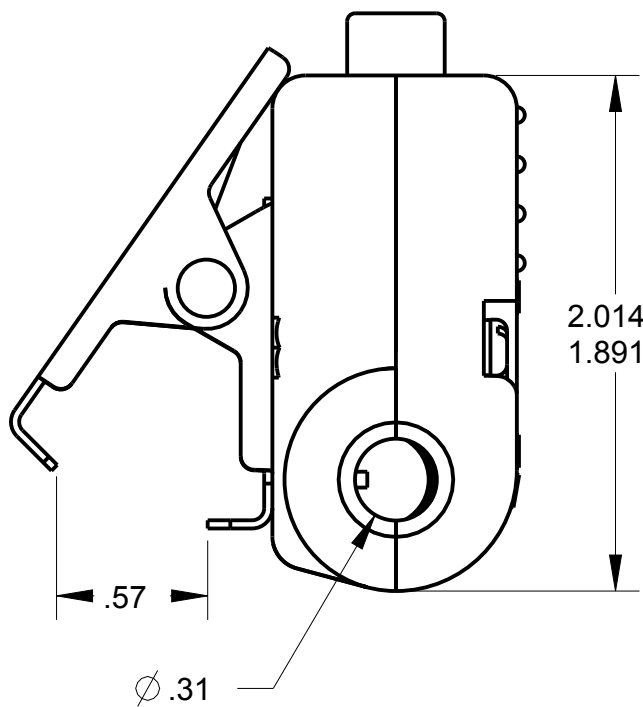
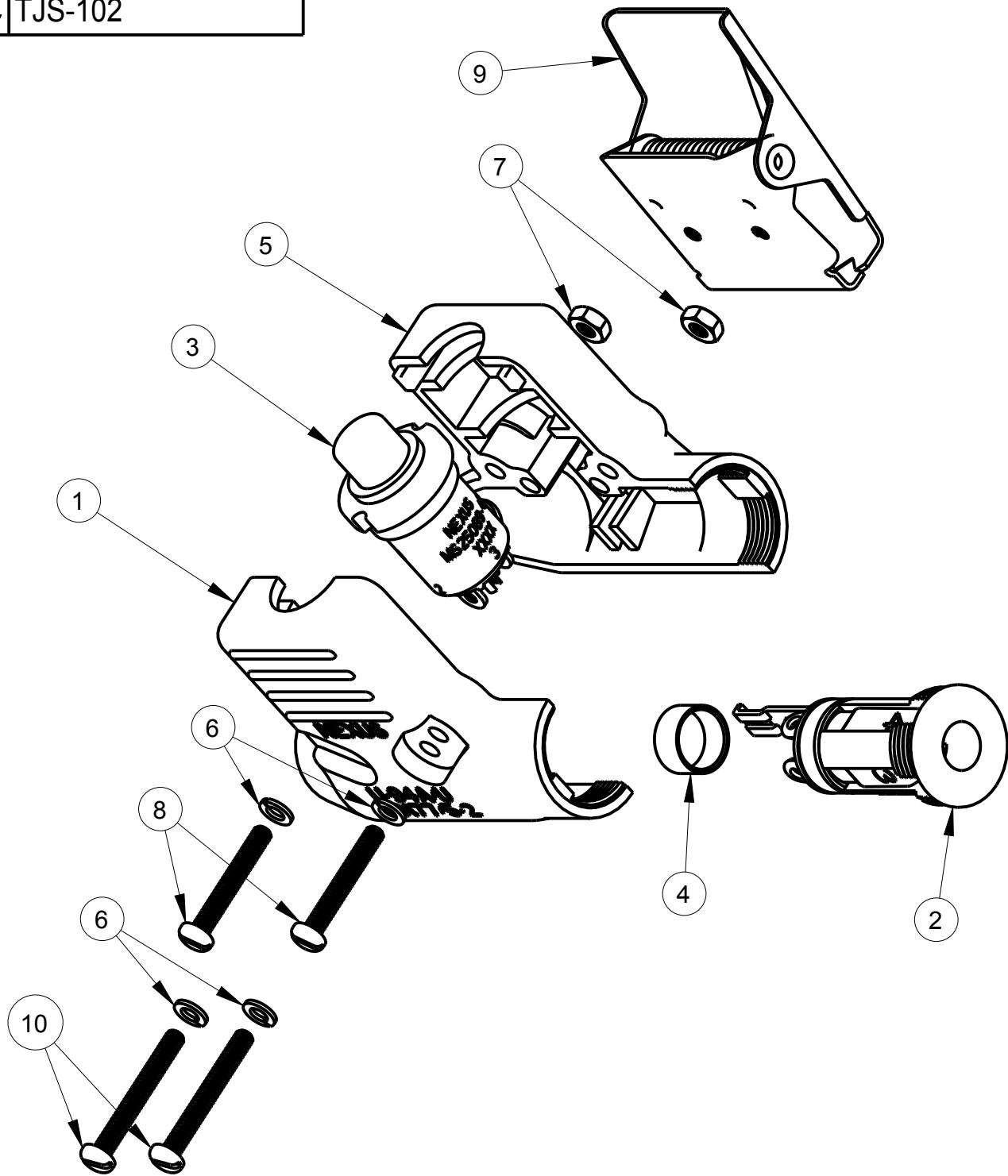


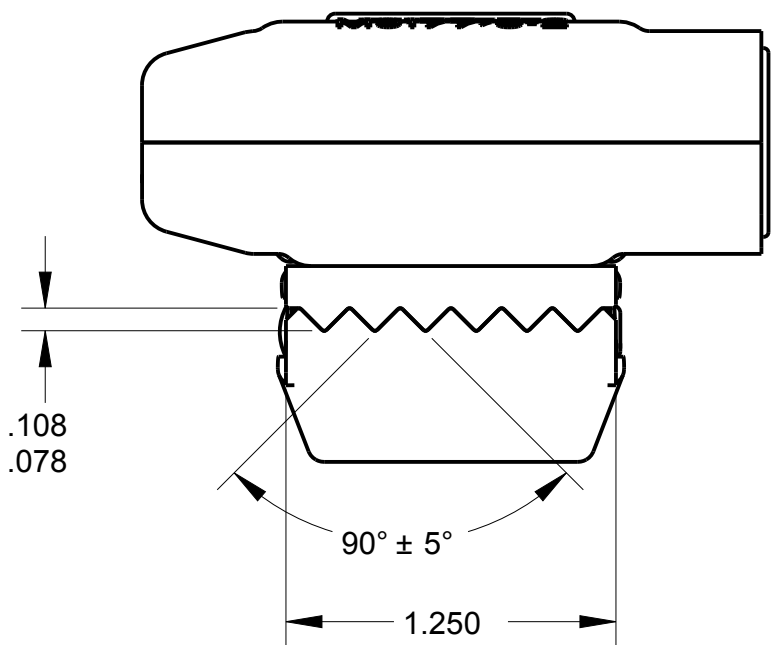
ITEM #	PART #	QTY	DESCRIPTION
1	TJS-102-1	1	SHELL HALF, RIBBED
2	TJS-102-3	1	JACK ASSEMBLY
3	NX304BB1B	1	SWITCH MOMENTARY (3-TNO)
4	TP-102-20	1	CRIMP, SLEEVE (ϕ .39 X .20)
5	TJS-102-2	1	SHELL, HALF - SMOOTH
6	TJ-106-13	4	#4 WASHER, LOCK
7	TJ-106-14	2	NUT, #4-40 SPECIAL
8	TJS-102-15	2	SCREW
9	TJS-104-3A	1	CLIP ASSEMBLY
10	TJS-102-11	2	SCREW

NOTES:
1) EACHPART SHALL BE MARKED WITH U-94A/U & M9177/5-2
2) PART SHALL BE ON QUALIFIED PRODUCT LIST FOR MIL-C-9177/5A
3) CRIMPING TOOLS USE M22520/S-01 HAND TOOL W/CRIMP DIE M22520/5-29, M22520/5-3S OR M22520/5-5S
4) MATING CONNECTORS M9177/1-1, & M9177/2-1

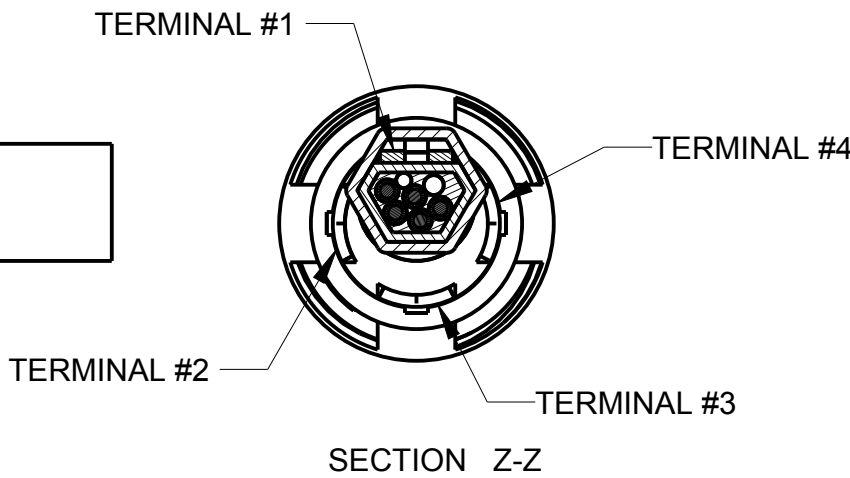
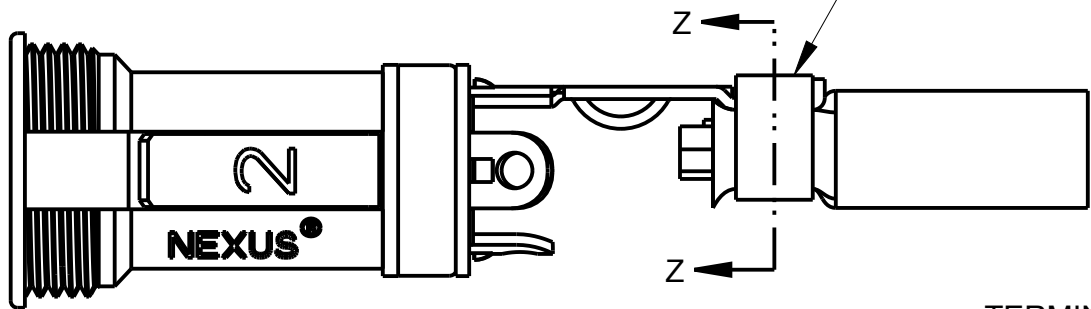
C TJS-102



RECOMMENDED CABLE:
WM085/U (5-COND)
FOR USE WITH U-94A/U



HEXED CRIMP SLEEVE
SEE NOTE #3



THIS DOCUMENT CONTAINS PROPRIETARY INFORMATION OF NEXUS, INCORPORATED AND SUCH INFORMATION MAY NOT BE DISCLOSED TO OTHERS FOR ANY PURPOSE OR USED FOR ANY PURPOSE WITHOUT THE WRITTEN CONSENT OF NEXUS.

LET.	REVISION	CN #	DATE	CHK
L	ADD: EXPLODED VIEW; BOM	215	12/4 2014	HR
K	ADDED TOLERANCE	404	6/19 1998	RWF
J	1) WAS M9177/5-1	0279	9/12 1997	
H	3) TJS-102-3 WAS TJS-102-17 2) TJS-102-11 WAS TJS-102-9 1) TJS-102-5 WAS TJS-102-4		3/5 1990	
G	1) WAS TJS-102-10		1/9 1990	

LET.	REVISION	CN #	DATE	CHK
F	1) MARKING WAS M9177/5-1		5/19 1988	
E	1) P/N WAS TJS-102-13		12/1 1987	
D	1) TJ-106-14 WAS TJ-106-1		10/7 1987	
C	4) REMOVED .312 DIA 3) ADDED DIM 2) ADDED HARDWARE 1) .625 WAS .844		8/17 1987	
B	1) JACK ASSY WAS TJS-102-3		8/25 1986	
A	A1- ADDED CORD VIEW A2- CRIMP WAS 4:1 SIZE		4/28 1986	

DWN.BY	IDH	DATE	7/15/85
CHECKED BY	RWF	DATE	7/16/85
APPR.BY		DATE	

MATERIAL	
FINISH	
WEIGHT	SCALE = 1.00 :1
TITLE CONNECTOR AUDIO AIRBORNE JACK, SWITCH, 4 CONTACT	
DO NOT SCALE DWG.	SHEET 1 OF 1

NEXUS STAMFORD, CONN	
SIZE	DWG. NO.
C	TJS-102