




Connectors > D-Shaped Connectors > D-Sub Connectors > PCB D-Sub Connectors > D-Sub Receptacle Assembly: Vertical, Shell Size 1, 2.74mm



Connector & Housing Type: **Receptacle**

Connector System: **Board-to-Board**

Number of Positions: **9**

Centerline (Pitch): **2.74 mm [.108 in]**

Number of Rows: **2**

[All D-Sub Receptacle Assembly: Vertical, Shell Size 1, 2.74mm \(39\)](#)

Features

Product Type Features

Shell Material Configuration	Front Metal Shell
Connector & Housing Type	Receptacle
Connector System	Board-to-Board
Connector Shell Size	1
Connector & Contact Terminates To	Printed Circuit Board

Configuration Features

Number of Positions	9
Number of Rows	2
PCB Mount Orientation	Vertical

Body Features

Assembly Process Feature Material	Brass
Insert Material	Brass



Shell Plating Material	Tin
Primary Product Color	Black
Connector Profile	Standard

Contact Features

Contact Underplating Material	Copper
PCB Termination Area Plating Finish	Bright
	30 µin
Contact Options	Installed
Contact Mating Area Plating Material	Gold (Au)
Contact Base Material	Phosphor Bronze
PCB Contact Termination Area Plating Material	Tin
Contact Shape & Form	Round
Contact Current Rating (Max)	6 A

Termination Features

Termination Post & Tail Diameter	.66 mm[.026 in]
Termination Method to PCB	Through Hole - Solder
Termination Post & Tail Length	3.18 mm[.125 in]

Mechanical Attachment

Mounting Hole Diameter	3.07 mm[.121 in]
Assembly Process Feature Plating Material	Tin over Copper
PCB Mount Retention	With
PCB Mount Retention Type	4-40 Retention Insert
Mating Retention	Without
Mating Retention Type	Insert Boardlocks
Connector Mounting Type	Board Mount

Housing Features

Housing Material	Thermoplastic
Shell Material	Steel
Centerline (Pitch)	2.74 mm[.108 in]

Dimensions

PCB Thickness (Recommended)	1.57 mm[.062 in]
Row-to-Row Spacing	2.84 mm[.112 in]



Usage Conditions

Operating Temperature Range	-55 – 105 °C[-67 – 221 °F]
-----------------------------	----------------------------

Operation/Application

Circuit Application	Signal
---------------------	--------

Industry Standards

UL Flammability Rating	UL 94V-0
Compatible With Approved Standards Products	UL E81956

Packaging Features

Packaging Quantity	17
Packaging Method	Tube

Product Compliance

For compliance documentation, visit the product page on TE.com>

EU RoHS Directive 2011/65/EU	Not Compliant
EU ELV Directive 2000/53/EC	Compliant with Exemptions
China RoHS 2 Directive MIIT Order No 32, 2016	Restricted Materials Above Threshold
EU REACH Regulation (EC) No. 1907/2006	Current ECHA Candidate List: JAN 2025 (247) Candidate List Declared Against: JAN 2025 (247) SVHC > Threshold: Pb (13% in 4690948374) Article Safe Usage Statements: Do not eat, drink or smoke when using this product. Wash thoroughly after handling. Recycle if possible and dispose of the article by following all applicable governmental regulations relevant to your geographic location.
Halogen Content	Not Low Halogen - contains Br or Cl > 900 ppm.
Solder Process Capability	Not lead free process capable

Product Compliance Disclaimer

This information is provided based on reasonable inquiry of our suppliers and represents our current actual knowledge based on the information they provided. This information is subject to change. The part numbers that TE has identified as EU RoHS compliant have a maximum concentration of 0.1% by weight in homogenous materials for lead, hexavalent chromium, mercury, PBB, PBDE, DBP, BBP, DEHP, DIBP, and 0.01% for cadmium, or qualify for an exemption to these limits as defined in the Annexes of Directive 2011/65/EU (RoHS2). Finished electrical and electronic equipment products will be CE marked as required by Directive 2011/65/EU. Components may not be CE marked. Additionally, the part numbers that TE has identified as EU ELV compliant have a maximum concentration of 0.1% by weight in homogenous materials for lead, hexavalent chromium, and mercury, and 0.01% for cadmium, or qualify for an exemption to these limits as defined in the Annexes of Directive 2000/53/EC (ELV). Regarding the REACH Regulation, the information TE provides on SVHC in articles for this part number is based on the latest European Chemicals Agency (ECHA) ‘Guidance on requirements for substances in articles’ posted at this URL: <https://echa.europa.eu/guidance-documents/guidance-on-reach>



Compatible Parts



TE Part # CAT-AM7-248H3
IDC D-Sub: Plug Assembly, Wire to Wire, Signal, 2.77 mm



TE Part # 1-747944-5
09 SHLDG ENCL PLUG, LEAD FREE



TE Part # CAT-AM7-H3
IDC D-Sub: Plug Assembly, Low Profile, Signal, 2.77 mm

Also in the Series | **AMPLIMITE HD-20**



PCB D-Sub Connectors(289)

Customers Also Bought




TE Part #3-644456-3
03P MTA100 HDR ASSY (NARROW)



TE Part #6-103168-5
34 MODII HDR DRST SHRD .100CL



TE Part #3-1393250-4
W28-XQ1A-3=W28-




TE Part #641970-1
06P UMNL PIN HDR ASSY 94VO




TE Part #7-103168-3
50 MODII HDR DRST SHRD .100CL



TE Part #440054-4
2.0MM, HDR, 4POS, VERTICAL



TE Part #640456-6
06P MTA100 HDR ASSY F/L SQ STR



TE Part #5-103735-3
04 MTE HDR SRST LATCH .100CL



Documents

Product Drawings

[09 RCPT SP/FMS BRDLK](#)

English

CAD Files

[3D PDF](#)

English

Customer View Model

[ENG_CVM_2-747706-0_H.2d_dxf.zip](#)

English

Customer View Model

[ENG_CVM_2-747706-0_H.3d_igs.zip](#)

English

Customer View Model

[ENG_CVM_2-747706-0_H.3d_stp.zip](#)

English

By downloading the CAD file I accept and agree to the [Terms and Conditions](#) of use.

Product Specifications

[Application Specification](#)

English