THIS DRAWING IS UNPUBLISHED. RELEASED FOR PUBLICATION - ,- .
© COPYRIGHT - By - ALL RIGHTS RESERVED.

LOC	DIST
AD	00

REVISIONS

P	LTR	DESCRIPTION	DATE	DWN	APVD
	F2	REVISED PER ECO-11-004587	11MAR11	RK	HMR

1. ASSEMBLY MAY BE BROKEN TO THE DESIRED NUMBER OF POSITIONS
2. TRUE POSITION TOLERANCE OF THE POST TIPS APPLIES WHEN THE HEADER IS HELD FLAT AGAINST THE PRINTED CIRCUIT BOARD

△3 THE NOTED DIMENSIONS APPLY AT THE INTERSECTION OF THE POST AND HOUSING

△4 PLATING: 0.000381 [.000015] GOLD ON CONTACT AREA, .00254–0.00508 [.0000100–.0000200] MATTE TIN–LEAD ON SOLDER TAIL, ALL OVER 0.00127 [.000050] NICKEL.

△5 HOUSING: LCP, COLOR–BLACK.
POST: PHOSPHOR BRONZE

△6 PLATING: 0.000381 [.000015] GOLD ON CONTACT AREA, .00254–0.00508 [.0000100–.0000200] MATTE TIN ON SOLDER TAIL, ALL OVER 0.00127 [.000050] NICKEL.

△7 OBSOLETE PARTS: OBSOLETE CIS STREAMLINING PER D.RENAUD/D.SINISI

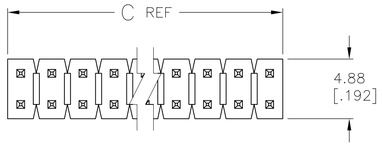

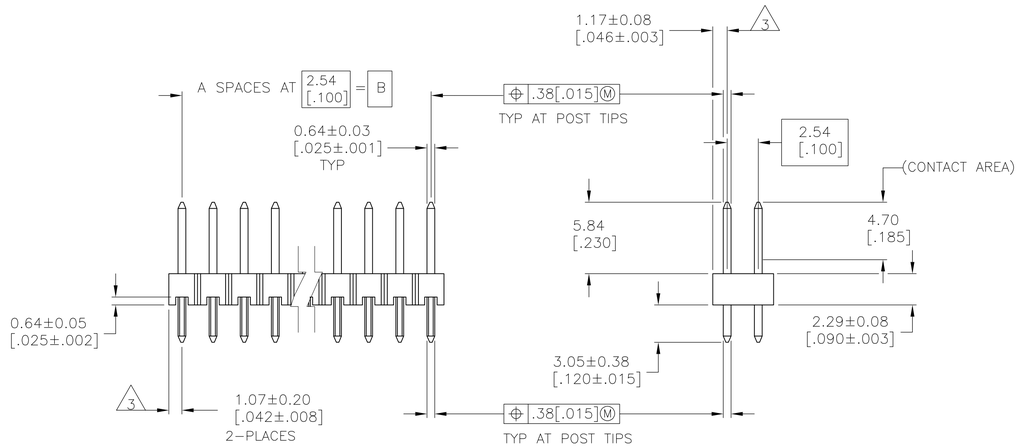

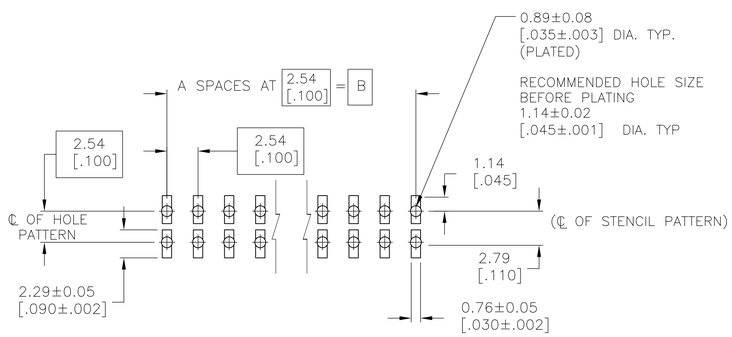

RECOMMENDED PC BOARD MOUNTING DIMENSIONS
FOR .063 [1.60] THICK PC BOARD AND
.012 [.305] STENCIL THICK

	△6	101.19 [3.984]	99.06 [3.900]	39	80	9–146256–0		△4	101.19 [3.984]	99.06 [3.900]	39	80	4–146256–0
△7	△6	98.65 [3.884]	96.52 [3.800]	38	78	~~8–146256–9~~	△7	△4	98.65 [3.884]	96.52 [3.800]	38	78	~~3–146256–9~~
△7	△6	96.11 [3.784]	93.98 [3.700]	37	76	~~8–146256–8~~	△7	△4	96.11 [3.784]	93.98 [3.700]	37	76	~~3–146256–8~~
△7	△6	93.57 [3.684]	91.44 [3.600]	36	74	~~8–146256–7~~	△7	△4	93.57 [3.684]	91.44 [3.600]	36	74	~~3–146256–7~~
△7	△6	91.03 [3.584]	88.90 [3.500]	35	72	~~8–146256–6~~	△7	△4	91.03 [3.584]	88.90 [3.500]	35	72	~~3–146256–6~~
△7	△6	88.49 [3.484]	86.36 [3.400]	34	70	~~8–146256–5~~	△7	△4	88.49 [3.484]	86.36 [3.400]	34	70	~~3–146256–5~~
△7	△6	85.95 [3.384]	83.82 [3.300]	33	68	~~8–146256–4~~	△7	△4	85.95 [3.384]	83.82 [3.300]	33	68	~~3–146256–4~~
△7	△6	83.41 [3.284]	81.28 [3.200]	32	66	~~8–146256–3~~	△7	△4	83.41 [3.284]	81.28 [3.200]	32	66	~~3–146256–3~~
	△6	80.87 [3.184]	78.74 [3.100]	31	64	8–146256–2	△7	△4	80.87 [3.184]	78.74 [3.100]	31	64	~~3–146256–2~~
△7	△6	78.33 [3.084]	76.20 [3.000]	30	62	~~8–146256–1~~	△7	△4	78.33 [3.084]	76.20 [3.000]	30	62	~~3–146256–1~~
	△6	75.79 [2.984]	73.66 [2.900]	29	60	8–146256–0	△7	△4	75.79 [2.984]	73.66 [2.900]	29	60	~~3–146256–0~~
△7	△6	73.25 [2.884]	71.12 [2.800]	28	58	~~7–146256–9~~	△7	△4	73.25 [2.884]	71.12 [2.800]	28	58	~~2–146256–9~~
△7	△6	70.71 [2.784]	68.58 [2.700]	27	56	~~7–146256–8~~	△7	△4	70.71 [2.784]	68.58 [2.700]	27	56	~~2–146256–8~~
△7	△6	68.17 [2.684]	66.04 [2.600]	26	54	~~7–146256–7~~	△7	△4	68.17 [2.684]	66.04 [2.600]	26	54	~~2–146256–7~~
△7	△6	65.63 [2.584]	63.5 [2.500]	25	52	~~7–146256–6~~	△7	△4	65.63 [2.584]	63.5 [2.500]	25	52	~~2–146256–6~~
△7	△6	63.09 [2.484]	60.96 [2.400]	24	50	~~7–146256–5~~	△7	△4	63.09 [2.484]	60.96 [2.400]	24	50	~~2–146256–5~~
△7	△6	60.55 [2.384]	58.42 [2.300]	23	48	~~7–146256–4~~	△7	△4	60.55 [2.384]	58.42 [2.300]	23	48	~~2–146256–4~~
△7	△6	58.01 [2.284]	55.88 [2.200]	22	46	~~7–146256–3~~	△7	△4	58.01 [2.284]	55.88 [2.200]	22	46	~~2–146256–3~~
△7	△6	55.47 [2.184]	53.34 [2.100]	21	44	~~7–146256–2~~	△7	△4	55.47 [2.184]	53.34 [2.100]	21	44	~~2–146256–2~~
△7	△6	52.93 [2.084]	50.80 [2.000]	20	42	~~7–146256–1~~	△7	△4	52.93 [2.084]	50.80 [2.000]	20	42	~~2–146256–1~~
	△6	50.39 [1.984]	48.26 [1.900]	19	40	7–146256–0		△4	50.39 [1.984]	48.26 [1.900]	19	40	2–146256–0
△7	△6	47.85 [1.884]	45.72 [1.800]	18	38	~~6–146256–9~~	△7	△4	47.85 [1.884]	45.72 [1.800]	18	38	~~1–146256–9~~
△7	△6	45.31 [1.784]	43.18 [1.700]	17	36	~~6–146256–8~~	△7	△4	45.31 [1.784]	43.18 [1.700]	17	36	~~1–146256–8~~
	△6	42.77 [1.684]	40.64 [1.600]	16	34	6–146256–7	△7	△4	42.77 [1.684]	40.64 [1.600]	16	34	~~1–146256–7~~
△7	△6	40.23 [1.584]	38.10 [1.500]	15	32	~~6–146256–6~~	△7	△4	40.23 [1.584]	38.10 [1.500]	15	32	~~1–146256–6~~
	△6	37.69 [1.484]	35.56 [1.400]	14	30	6–146256–5	△7	△4	37.69 [1.484]	35.56 [1.400]	14	30	~~1–146256–5~~
△7	△6	35.15 [1.384]	33.02 [1.300]	13	28	~~6–146256–4~~	△7	△4	35.15 [1.384]	33.02 [1.300]	13	28	~~1–146256–4~~
	△6	32.61 [1.284]	30.48 [1.200]	12	26	6–146256–3	△7	△4	32.61 [1.284]	30.48 [1.200]	12	26	~~1–146256–3~~
	△6	30.07 [1.184]	27.94 [1.100]	11	24	6–146256–2	△7	△4	30.07 [1.184]	27.94 [1.100]	11	24	~~1–146256–2~~
△7	△6	27.53 [1.084]	25.40 [1.000]	10	22	~~6–146256–1~~	△7	△4	27.53 [1.084]	25.40 [1.000]	10	22	~~1–146256–1~~
	△6	24.99 [.984]	22.86 [.900]	9	20	6–146256–0		△4	24.99 [.984]	22.86 [.900]	9	20	1–146256–0
	△6	22.45 [.884]	20.32 [.800]	8	18	5–146256–9	△7	△4	22.45 [.884]	20.32 [.800]	8	18	~~146256–9~~
	△6	19.91 [.784]	17.78 [.700]	7	16	5–146256–8	△7	△4	19.91 [.784]	17.78 [.700]	7	16	~~146256–8~~
	△6	17.37 [.684]	15.24 [.600]	6	14	5–146256–7	△7	△4	17.37 [.684]	15.24 [.600]	6	14	~~146256–7~~
	△6	14.83 [.584]	12.70 [.500]	5	12	5–146256–6		△4	14.83 [.584]	12.70 [.500]	5	12	146256–6
	△6	12.29 [.484]	10.16 [.400]	4	10	5–146256–5		△4	12.29 [.484]	10.16 [.400]	4	10	146256–5
	△6	9.75 [.384]	7.62 [.300]	3	8	5–146256–4	△7	△4	9.75 [.384]	7.62 [.300]	3	8	~~146256–4~~
	△6	7.21 [.284]	5.08 [.200]	2	6	5–146256–3		△4	7.21 [.284]	5.08 [.200]	2	6	146256–3
	△6	4.67 [.184]	2.54 [.100]	1	4	5–146256–2		△4	4.67 [.184]	2.54 [.100]	1	4	146256–2
	△6	2.13 [.084]	– [–]	0	2	5–146256–1	△7	△4	2.13 [.084]	– [–]	0	2	~~146256–1~~
	PLATING	C	B	A	NO. OF POSITIONS	PART NUMBER		PLATING	C	B	A	NO. OF POSITIONS	PART NUMBER

THIS DRAWING IS A CONTROLLED DOCUMENT.

DIMENSIONS: mm [INCHES]

TOLERANCES UNLESS OTHERWISE SPECIFIED:
0 PLC ± –
1 PLC ± –
2 PLC ± 0.51[.02]
3 PLC ± 0.127[.005]
4 PLC ± 0.0127[.0005]
ANGLES ± –

MATERIAL △5

FINISH SEE TABLE

DWN T. HOFFMAN 08-05-95
CHK G. DUBNICZKI 24-10-95
APVD G. DURNICZKI 24-10-95

PRODUCT SPEC —
APPLICATION SPEC —
WEIGHT —

TE Connectivity

NAME HEADER ASSEMBLY, MOD II , BREAKAWAY, DOUBLE ROW, VERTICAL, HIGH TEMPERATURE

SIZE	CAGE CODE	DRAWING NO	RESTRICTED TO
A1	00779	C-146256	—

CUSTOMER DRAWING | SCALE 4:1 | SHEET 1 OF 1 | REV F2

4805 (3/11)