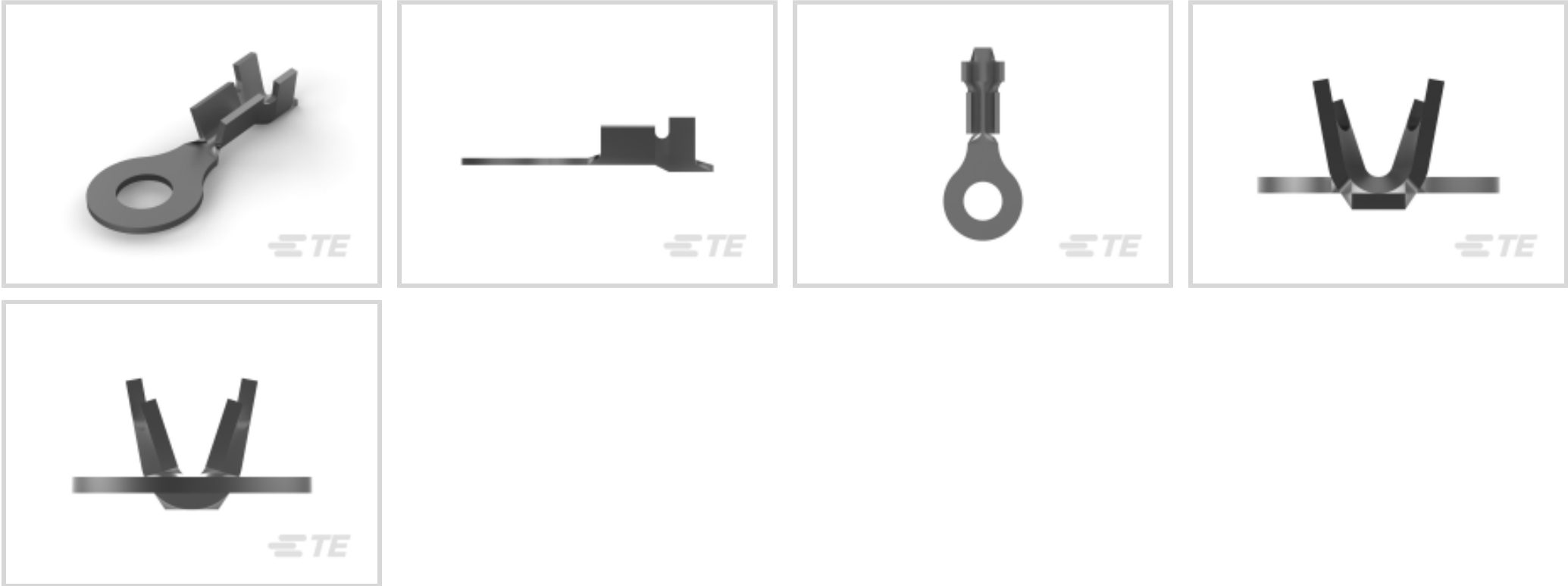




Terminals & Splices > Ring Terminals



Ring Terminal Product Type: Closed Ring Tongue Terminal

Wire Size: 509 – 3260 CMA

Stud Size: #8, M4

Features

Product Type Features

Shape Description	Circular/Oval
Ring Terminal Product Type	Closed Ring Tongue Terminal
Stud Size	#8, M4
Sealable	No
Compatible With Discrete Wire Type	Stranded
Wire Insulation Support Retention Type	Insulation Support

Configuration Features

Number of Holes	1
-----------------	---

Contact Features

Contact Base Material	Brass
Barrel Type	Open
Terminal Orientation	Straight
Terminal Plating Material	Tin
Contact Underplating Material	None

Mechanical Attachment

Wire Insulation Support	With
-------------------------	------



Dimensions

	.059 in
Wire Size	509 – 3260 CMA
Stud Diameter	4.3 mm[.169 in]
Tongue Thickness	.51 mm[.02 in]
Product Length	17.78 mm[.7 in]
Barrel Inside Diameter	.89 mm, 2.16 mm[.035 in][.085 in]
Compatible Insulation Diameter (Max)	.3 mm[.118 in]
Compatible Insulation Diameter Range	1.5 – 3 mm[.059 – .118 in]

Usage Conditions

Insulation Option	Uninsulated
Operating Temperature Range	-40 – 110 °C[-40 – 230 °F]

Operation/Application

Compatible With Wire Base Material	Copper
------------------------------------	--------

Industry Standards

Government Qualified Terminal	No
-------------------------------	----

Packaging Features

Packaging Quantity	8000
Packaging Method	Strip/Reel

Product Compliance

[For compliance documentation, visit the product page on TE.com>](#)

EU RoHS Directive 2011/65/EU	Compliant
EU ELV Directive 2000/53/EC	Compliant
China RoHS 2 Directive MIIT Order No 32, 2016	No Restricted Materials Above Threshold
EU REACH Regulation (EC) No. 1907/2006	Current ECHA Candidate List: JAN 2025 (247) Candidate List Declared Against: JAN 2025 (247) Does not contain REACH SVHC
Halogen Content	Low Halogen - Br, Cl, F, I < 900 ppm per homogenous material. Also BFR/CFR/PVC Free
Solder Process Capability	Not applicable for solder process capability



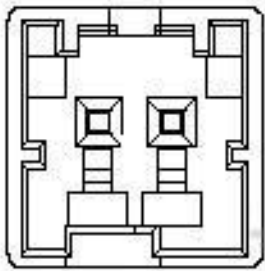


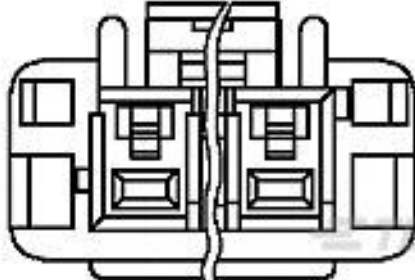



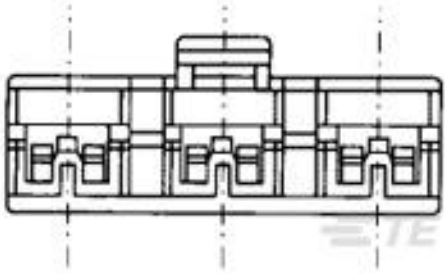
Product Compliance Disclaimer

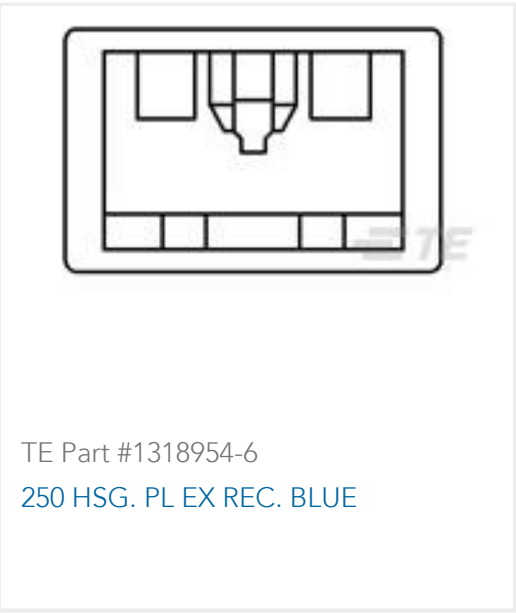
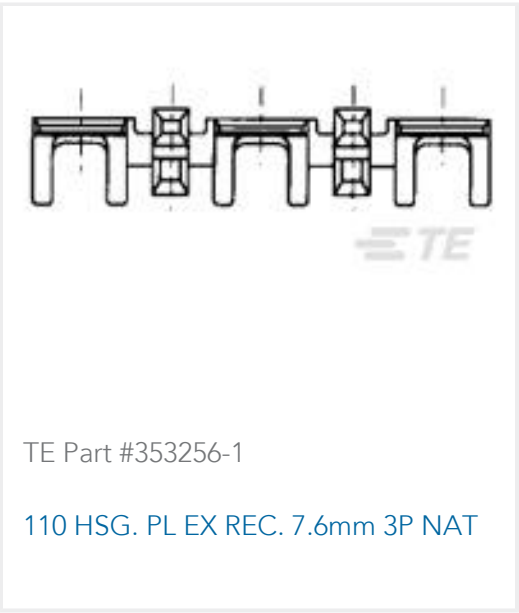
This information is provided based on reasonable inquiry of our suppliers and represents our current actual knowledge based on the information they provided. This information is subject to change. The part numbers that TE has identified as EU RoHS compliant have a maximum concentration of 0.1% by weight in homogenous materials for lead, hexavalent chromium, mercury, PBB, PBDE, DBP, BBP, DEHP, DIBP, and 0.01% for cadmium, or qualify for an exemption to these limits as defined in the Annexes of Directive 2011/65/EU (RoHS2). Finished electrical and electronic equipment products will be CE marked as required by Directive 2011/65/EU. Components may not be CE marked. Additionally, the part numbers that TE has identified as EU ELV compliant have a maximum concentration of 0.1% by weight in homogenous materials for lead, hexavalent chromium, and mercury, and 0.01% for cadmium, or qualify for an exemption to these limits as defined in the Annexes of Directive 2000/53/EC (ELV). Regarding the REACH Regulation, the information TE provides on SVHC in articles for this part number is based on the latest European Chemicals Agency (ECHA) ‘Guidance on requirements for substances in articles’ posted at this URL: <https://echa.europa.eu/guidance-documents/guidance-on-reach>

Compatible Parts

 <p>TE Part # 2150074-2 <a href="#">OCEAN_2.0_Applicator-E-090F140F-REA</a></p>	 <p>TE Part # 2150074-1 <a href="#">OCEAN_2.0_Applicator-E-090F140F-REM</a></p>	 <p>TE Part # 170011-8 <a href="#">RING STRIP 18-14 MM2 0.503 X 11.938 TPBR</a></p>	 <p>TE Part # 7-2150074-7 <a href="#">OCEAN_2.0_SPARE_PART_KIT-090F140F</a></p>
--	--	--	--

Customers Also Bought

 <p>TE Part #1903391-1 <a href="#">GIC 2.5 W CAP HSG 2P NATURAL</a></p>	 <p>TE Part #1746975-1 <a href="#">GRACE INERTIA CONNECTOR 6.2 MM PITCH 2P P</a></p>	 <p>TE Part #316770-1 <a href="#">AMP POWER DBL LOCK 1P PLATE</a></p>	 <p>TE Part #1-1376388-2 <a href="#">5MM POWER KEY 2P PLUG HSG RED</a></p>
 <p>TE Part #179861-1 <a href="#">AMP POWER D/LOCK PLUG HSG 4P</a></p>	 <p>TE Part #179465-1 <a href="#">AMP POWER DBL LOCK CAP HSG 4P</a></p>	 <p>TE Part #3-1903390-4 <a href="#">GIC 2.5 W PLUG HSG 4P YELLOW</a></p>	 <p>TE Part #353255-1 <a href="#">110 HSG. PL EX REC. 7.6mm 3P NAT</a></p>



Documents

Product Drawings

RING TERMINAL AUTOMATIC 22-18 AWG TP

Japanese

CAD Files

3D PDF

3D

Customer View Model

ENG\_CVM\_CVM\_170225-2\_F\_c-170225-2-f.2d\_dxf.zip

English

Customer View Model

ENG\_CVM\_CVM\_170225-2\_F\_c-170225-2-f.3d\_igs.zip

English

Customer View Model

ENG\_CVM\_CVM\_170225-2\_F\_c-170225-2-f.3d\_stp.zip

English

By downloading the CAD file I accept and agree to the [Terms and Conditions](#) of use.

Product Specifications

Application Specification

English

Agency Approvals

Agency Approval Document

English