


SQUIRE

Combi²
BOLT


Unique recodable locking bolt



Vehicles



Doors & Storage Areas



Sheds & Gates

Simple to use
High pick resistance
Die-cast black finish
Lockable in open and closed positions for extra security
10,000 code options
Patented

SQUIRE[®]


Lock makers since 1780



- Die-cast with black powder coat finish
- Security screws provided
- 10,000 combinations

Fitting instructions

Flush Fitting



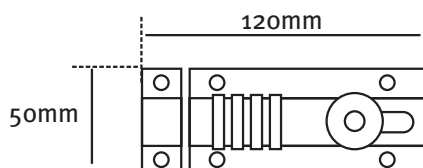
- 1 Using the bolt and keep as a template mark the screw positions. Drill pilot holes for the screws. (Use 3,5mm drill bit).
- 2 Use the security screw provided and firmly screw into position. (Note these security screws cannot be undone).

Recess Fitting



- 3 (Where required)
After fitting the bolt use it to position the keep plate. Mark it's position and recess it into the frame.
- 4 Drill the pilot holes as in 1. above and, using the security screws, secure the keep plate.

Dimensions




Recoding instructions



The bolt is factory set on 0000.



Draw the bolt back to its stop position. Lift the bolt knob and draw back to a second stop position. Push it down to lock it in this recoding position.



Carefully rotate the coding wheels to the desired number, taking care to align them to the coding mark. (Make a note of the new code number).

Without moving the wheels reverse the procedure of 1 and 2. The new code is now set.



Retail
Packaging

Squire Combi bolt is covered by Squire 10 year guarantee

10 year
guarantee

Henry Squire & Sons Limited, Unit 2, Mercury, Hilton Cross Business Park, Cannock Road, Featherstone, Wolverhampton, WV10 7QZ
Telephone: 01922 476711 Fax: 01922 493490 Email: info@henry-squire.co.uk Website: squirelocks.co.uk