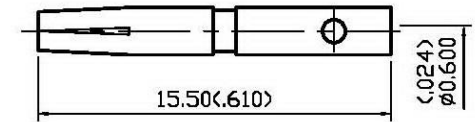
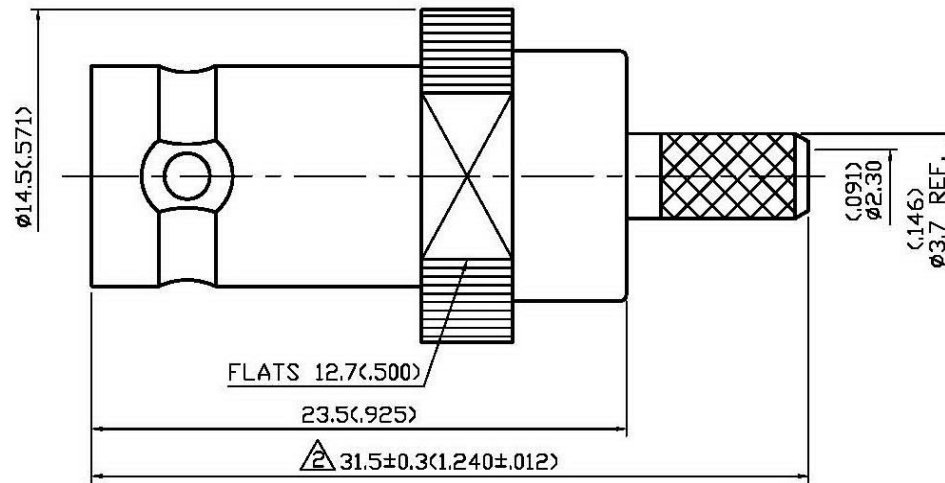


NO	DESCRIPTION	DATE
①	WORKING VOLTAGE → VOLTAGE RATING DEL. PROOF VOLTAGE; SOLDER/ ADD VSWR	05.21.14'



1.0 ELECTRICAL

- 1.1 FREQUENCY RANGE: DC-4 GHz
- 1.2 NOMINAL IMPEDANCE: 50 OHM
- 1.3 VOLTAGE RATING: 500 VOLTS MAX. ①
- 1.4 VSWR: 1.5 MAX. @500 MHz ①

2.0 MATERIALS

- 2.1 BODIES: BRASS PER JIS-C3604
- 2.2 CENTER CONTACT: BRASS PER JIS-C3604
- 2.3 INSULATION: TEFLON PER ASTM D1457 AND ASTM D1710
- 2.4 CRIMP FERRULE: BRASS PER JIS-C2700

3.0 FINISHES AND OTHERS

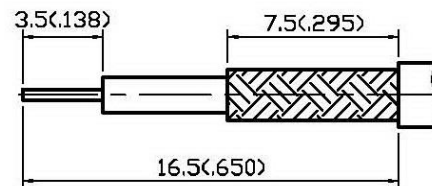
3.1 SEE BELOW TABLE FOR DETAILS.

4.0 MECHANICAL

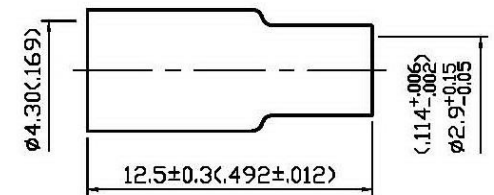
- 4.1 FOR USE WITH RG174U OR SIMILAR STYLE CABLE
- 4.2 CABLE ATTACHMENT: OUTER: CRIMP, INNER: SOLDER/CRIMP
- 4.3 CRIMP SIZE REQUIRED: CONTACT: 1.8(.071) HEX. CRIMP TOOL ①
FERRULE: 3.5(.138) HEX. CRIMP TOOL
4.6(.181) HEX. CRIMP TOOL

5.0 ENVIRONMENTAL

5.1 OPERATING TEMPERATURE RANGE: -65° C TO +165° C



STRIPPING DIMENSION



APPROVED by _____ DATE: _____

NO	DESCRIPTION	MATERIAL	Q'TY	FINISH
5	CHASSIS	BRASS	1	NICKEL 100μ" MIN.
4	INSULATION	TEFLON	1	NONE
3	BODY	BRASS	1	NICKEL 100μ" MIN.
2	CENTER CONTACT	BRASS	1	GOLD
1	CRIMP FERRULE	BRASS	1	NICKEL



DESCRIPTION		BNC STRAIGHT JACK CRIMP	
製圖	DRAWN Yoko	TOLERANCE .X ±0.2	品名 13-15-1 T.G.N 174U
檢圖	CHECK Arc	.XX ±0.1	DATE 12.11.92'
認定	APPROVAL Angela	.XXX ±0.05	版次 B-1
	ANGLE ±5°	單位 mm(in)	REV. B-1
		比例 4:1	DWG.NO. 13-0137
			ROHS COMPLIANT (500)