

SylBatten LED

SYLBATTEN LED 1205MM 3000LM 4000K EB (TP3)

0045172



Product features

- LED batten, T8 replacement, ease of installation through 2 part push-in design of the housing (safety cable included), through wiring capability (TP3 = 3 core), sheet steel, 2812LM, 26W, 108lm/W, 4000K, drive current: 350mA, CRI 80, 138° wide beam angle, electronic driver (non dimmable), IP20, IK07, 50,000 hrs (L70), (LxWxH) 1205x66x76mm, 5 step MacAdam ellipse, 3kg, white RAL9016, Class 1, 220-240V, energy class: A++, A+, A.



PRODUCT OVERVIEW

| | |
|--|------------------|
| Beam angle(°) | 138 |
| Certifications | CE |
| Colour temperature (K) | 4000 |
| Colour | White RAL 9016 |
| EAN code | 5410288451725 |
| Luminous flux (lm) | 2812 |
| Housing | Sheet steel |
| IK rating | IK07 |
| IP rating | IP20 |
| Light colour | Neutral white |
| LOR (%) | 100 |
| Mount | Surface |
| Ordering number | 0045172 |
| Efficacy (Rated) (lm/w) | 108.15 |
| Average life (h) - L70/B50 | 50000 |
| Technology | LED |
| Voltage (V) | 220-240 |
| Included lamp | Integrated LED |
| Compatible with bulbs of energy class: | A++ A+ A |
| Colour consistency (SDCM) | 5 step |
| Max. Luminaires per 10A C Breaker | 32 |
| Max. Luminaires per 16A C Breaker | 53 |
| Photobiological Risk Group | Exempt (Group 0) |

DATA TABLE

Optical data

| | |
|------------------------|----------------------|
| Beam angle(°) | 138 |
| Colour temperature (K) | 4000 |
| Distribution type | Direct (symmetrical) |

SylBatten LED

SYLBATTEN LED 1205MM 3000LM 4000K EB (TP3)

0045172

| | |
|----------------------------|------------------|
| Luminous flux (lm) | 2812 |
| Glare control | 29 |
| Light colour | Neutral white |
| LOR (%) | 100 |
| Colour consistency (SDCM) | 5 step |
| Photobiological Risk Group | Exempt (Group 0) |

General data

| | |
|--|--|
| Certifications | CE |
| Control gear availability | Included |
| Control gear mounting | Integral |
| Control gear type | Electronic (non-dimmable) |
| EAN code | 5410288451725 |
| Environment | Internal |
| Fixture rating | Closed |
| General application | Logistics and Industry |
| Housing | Sheet steel |
| Mount | Surface |
| Ordering number | 0045172 |
| Product name | SYLBATTEN LED 1205MM 3000LM 4000K EB (TP3) |
| Average life (h) - L70/B50 | 50000 |
| Technology | LED |
| Compatible with bulbs of energy class: | A++ A+ A |

Product features

LED batten, T8 replacement, ease of installation through 2 part push-in design of the housing (safety cable included), through wiring capability (TP3 = 3 core), sheet steel, 2812LM, 26W, 108lm/W, 4000K, drive current: 350mA, CRI 80, 138° wide beam angle, electronic driver (non dimmable), IP20, IK07, 50,000 hrs (L70), (LxWxH) 1205x66x76mm, 5 step MacAdam ellipse, 3kg, white RAL9016, Class 1, 220-240V, energy class: A++, A+, A.

| | |
|--|----|
| What temperature Life is measured at (°C): | 25 |
|--|----|

Physical data

| | |
|-------------------|----------------|
| Colour | White RAL 9016 |
| Diffuser finish | Opal |
| Diffuser material | Polycarbonate |
| Height (mm) | 76 |
| IK rating | IK07 |
| IP rating | IP20 |
| Lamp included | Integrated |
| Length (mm) | 1205 |
| Reflector finish | Diffuser |
| Weight (kg) | 3 |

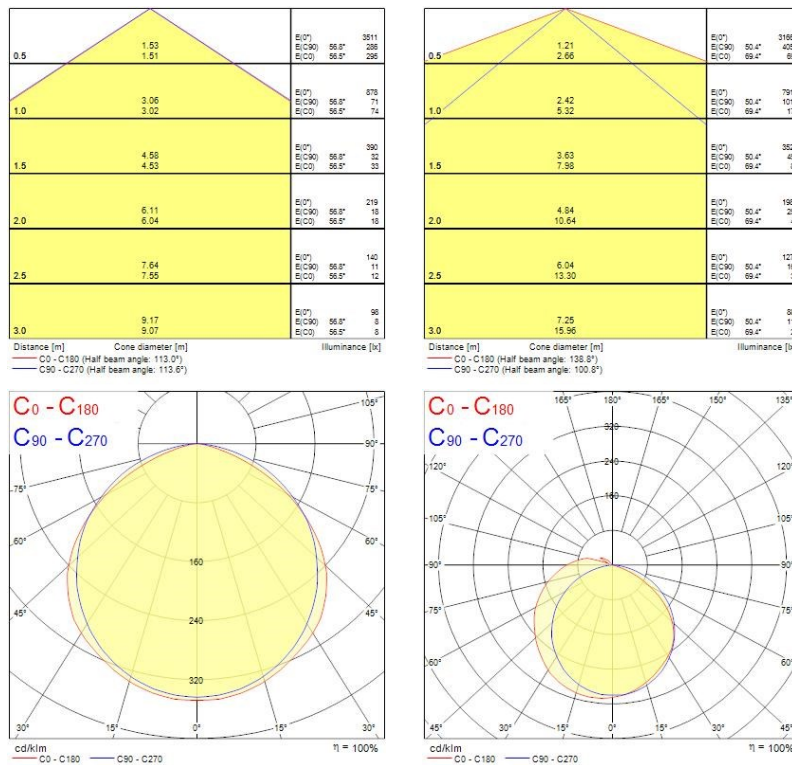
SylBatten LED

SYLBATTEN LED 1205MM 3000LM 4000K EB (TP3)

0045172

| | |
|-----------------------------------|----------------|
| Width (mm) | 66 |
| Included lamp | Integrated LED |
| Electrical data | |
| Drive current (mA) | 350 |
| Electrical protection | CLASS I |
| Glow wire test | 850 |
| Efficacy (Rated) (lm/w) | 108.15 |
| Ta rating (°C) | -10 to +35 |
| Total power consumption (W) | 26 |
| Voltage (V) | 220-240 |
| Max. Luminaires per 10A C Breaker | 32 |
| Max. Luminaires per 16A C Breaker | 53 |

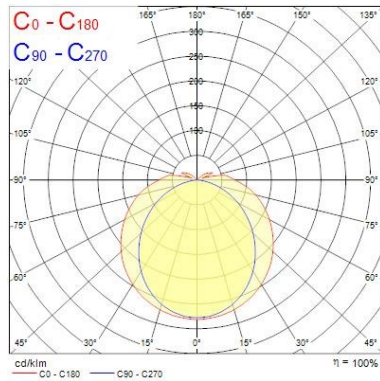
PHOTOMETRY



SylBatten LED

SYLBATTEN LED 1205MM 3000LM 4000K EB (TP3)

0045172

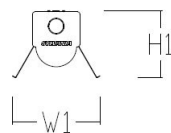
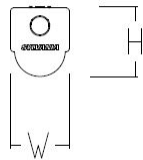


TECHNICAL DRAWINGS

| | L | H | V |
|--------------------------|------|----|----|
| 600mm (LED 1 & 2) | 605 | 76 | 66 |
| 1200mm (LED 3 & 5.5) | 1205 | 76 | 66 |
| 1500mm (LED 4 & 8) | 1505 | 76 | 66 |
| 2000mm PIR (LED 3 & 5.5) | 1305 | 76 | 66 |
| 1500mm PIR (LED 4 & 8) | 1605 | 76 | 66 |



ASYM REFLECTOR



SYM REFLECTOR

SylBatten LED

SYLBATTEN LED 1205MM 3000LM 4000K EB (TP3)

0045172

