



## Features

- Shielded construction
- Inductance range: 4.7 to 100  $\mu$ H
- Heating current up to 5.5 A
- Dimensions: 10 x 10 x 6.5 mm
- AEC-Q200 qualified
- RoHS compliant\* and halogen free\*\*

## Applications

- Automotive systems:
  - Driver assistant
  - Entertainment
  - Information
  - Lighting
- DC/DC converters
- Power supplies

# SRU1063A Series - Shielded Power Inductors

### Electrical Specifications @ 25 °C

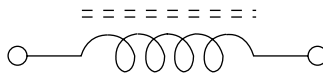
Bourns Part Number	Inductance @ 100 kHz / 0.1 V		Q Ref.	Test Freq. (MHz)	SRF Typ. (MHz)	DCR ( $\Omega$ )		I rms (A)	I sat (A)
	L ( $\mu$ H)	Tol. (%)				Typ.	Max.		
SRU1063A-4R7Y	4.7	$\pm 30$	11	7.96	30	0.011	0.014	5.5	5.7
SRU1063A-6R8Y	6.8	$\pm 30$	11	7.96	20	0.0145	0.018	5.2	5.2
SRU1063A-100Y	10	$\pm 30$	14	2.52	18	0.027	0.038	3.8	4.0
SRU1063A-150Y	15	$\pm 30$	12	2.52	14	0.03	0.042	3.2	3.4
SRU1063A-220Y	22	$\pm 30$	15	2.52	10	0.043	0.06	3.0	3.2
SRU1063A-330Y	33	$\pm 30$	12	2.52	8	0.075	0.105	2.2	2.4
SRU1063A-470Y	47	$\pm 30$	10	2.52	6	0.105	0.15	1.4	1.6
SRU1063A-680Y	68	$\pm 30$	8	2.52	5	0.15	0.21	1.2	1.35
SRU1063A-101Y	100	$\pm 30$	12	0.796	4	0.24	0.32	1.1	1.2

### How to Order

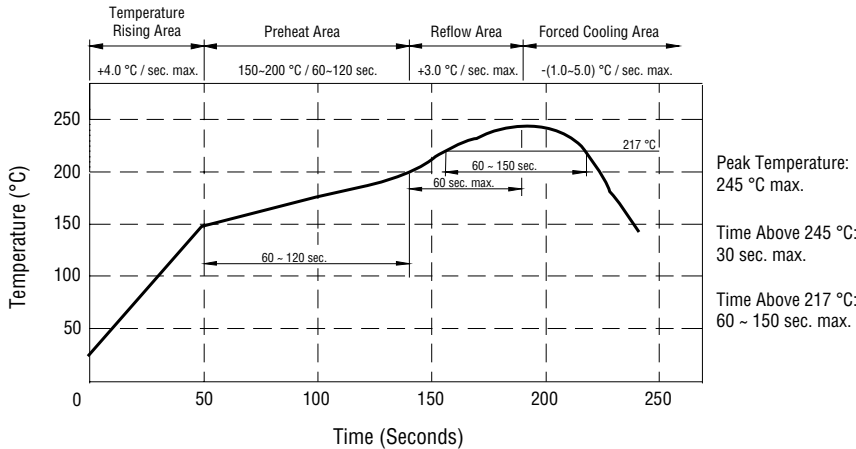
SRU1063A - 100Y

Model \_\_\_\_\_  
Value Code (see table) \_\_\_\_\_

### Electrical Schematic



### Soldering Profile



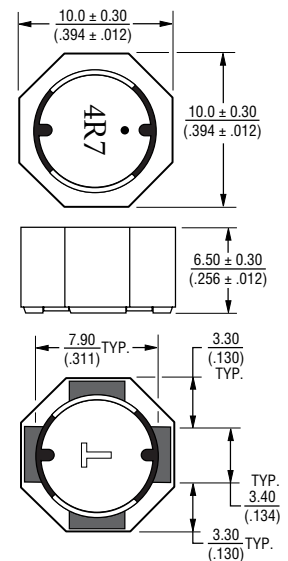
### General Specifications

Operating Temperature .....-40 °C to +125 °C  
(Temperature rise included)  
Storage Temperature...-40 °C to +125 °C  
Temperature Rise ..... 40 °C typ. at rated I rms  
Inductance drop..... 35 % at I sat  
Failure In Time (FIT).....24.7/10<sup>9</sup> hours  
Mean Time Between Failures (MTBF) ..... 40.4 x 10<sup>9</sup> hours

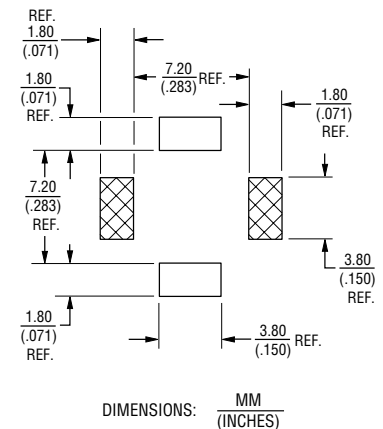
### Materials

Core..... Ferrite  
Wire..... Enameled copper  
Terminal..... Sn  
Packaging ..... 500 pcs. per reel

### Product Dimensions



### Recommended Layout



\*RoHS Directive 2002/95/EC Jan. 27, 2003 including annex and RoHS Recast 2011/65/EU June 8, 2011.

\*\*Bourns considers a product to be "halogen free" if (a) the Bromine (Br) content is 900 ppm or less; (b) the Chlorine (Cl) content is 900 ppm or less; and (c) the total Bromine (Br) and Chlorine (Cl) content is 1500 ppm or less.

Specifications are subject to change without notice.

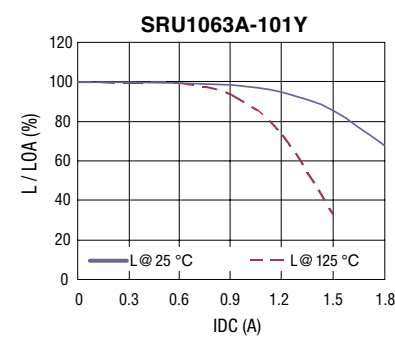
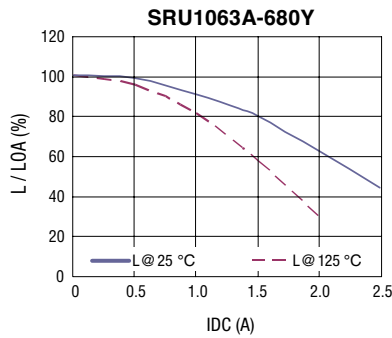
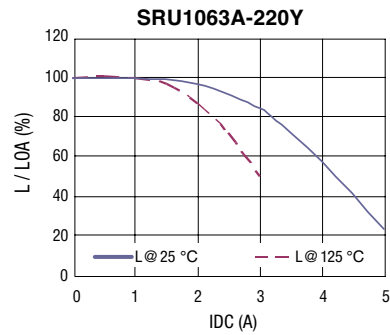
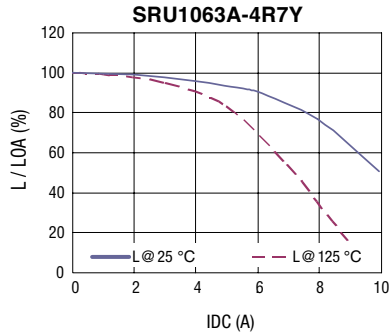
The device characteristics and parameters in this data sheet can and do vary in different applications and actual device performance may vary over time.

Users should verify actual device performance in their specific applications.

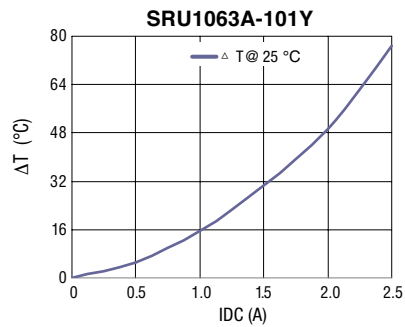
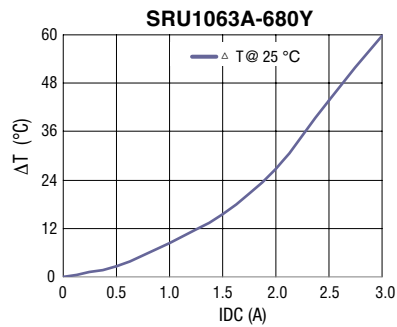
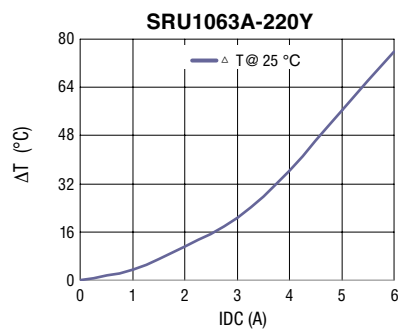
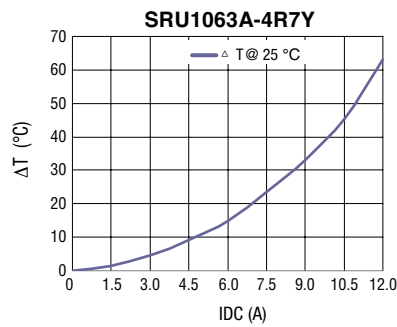
# SRU1063A Series - Shielded Power Inductors



## Inductance vs. IDC



## Temperature vs. IDC



Specifications are subject to change without notice.  
 The device characteristics and parameters in this data sheet can and do vary in different applications and actual device performance may vary over time.  
 Users should verify actual device performance in their specific applications.

# SRU1063A Series - Shielded Power Inductors

**BOURNS®**

## Packaging Specifications

