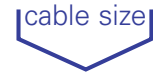


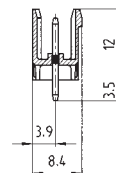
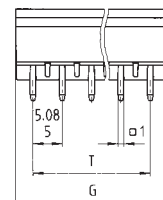
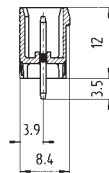
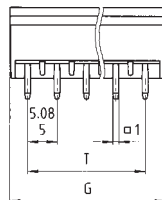
# PCB headers pitch 5.00/5.08 mm

# wiecon



Rated current:  
12 A

250 V/4 kV/3 – overvoltage category III  
400 V/4 kV/2 – overvoltage category II  
1000 V/4 kV/1 – overvoltage category I



Solder pin 1 x 1 mm  
Drill hole Ø 1.4 mm



Solder pin 1 x 1 mm  
Drill hole Ø 1.4 mm

**closed version**

**Type 8113 S/... G, 8213 S/... G**

Connection vertical to PCB

**open version**

**Type 8113 S/... GOF, 8213 S/... GOF**

Connection vertical to PCB

Rated voltages VDE 0110

UL Data

CSA Data

Approvals

300 V 15 A

300 V 15 A

300 V 15 A

300 V 15 A



Box Qty	G	T	Pole	Part No.	G	T	Part No.
<b>Pitch 5.00 mm</b>				unmarked	unmarked		
100	10.16	5	2	25.330.3253.0	10	5	99.202.9996.0
100	15.24	10	3	25.330.3353.0	15	10	99.203.9996.0
50	20.32	15	4	25.330.3453.0	20	15	99.204.9996.0
50	25.40	20	5	25.330.3553.0	25	20	99.205.9996.0
50	30.48	25	6	25.330.3653.0	30	25	99.206.9996.0
50	35.56	30	7	25.330.3753.0	35	30	99.207.9996.0
50	40.64	35	8	25.330.3853.0	40	35	99.208.9996.0
50	45.72	40	9	25.330.3953.0	45	40	99.209.9996.0
50	50.80	45	10	25.330.4053.0	50	45	99.210.9996.0
50	55.88	50	11	25.330.4153.0	55	50	99.211.9996.0
50	60.96	55	12	25.330.4253.0	60	55	99.212.9996.0
50	66.04	60	13	25.330.4353.0	65	60	99.213.9996.0
50	71.12	65	14	25.330.4453.0	70	65	99.214.9996.0
50	76.20	70	15	25.330.4553.0	75	70	99.215.9996.0
50	81.28	75	16	25.330.4653.0	80	75	99.216.9996.0
17 to 24 pole on request					17 to 24 pole on request		
<b>Pitch 5.08 mm</b>				unmarked	unmarked		
100	11.56	5.08	2	25.350.3253.0	10.16	5.08	99.232.9996.1
100	16.64	10.16	3	25.350.3353.0	15.24	10.16	99.233.9996.1
50	21.72	15.24	4	25.350.3453.0	20.32	15.24	99.234.9996.1
50	26.80	20.32	5	25.350.3553.0	25.40	20.32	99.235.9996.1
50	31.88	25.40	6	25.350.3653.0	30.48	25.40	99.236.9996.1
50	36.96	30.48	7	25.350.3753.0	35.56	30.48	99.237.9996.1
50	42.04	35.56	8	25.350.3853.0	40.64	35.56	99.238.9996.1
50	47.12	40.64	9	25.350.3953.0	45.72	40.64	99.239.9996.1
50	52.20	45.72	10	25.350.4053.0	50.80	45.72	99.240.9996.1
50	57.28	50.80	11	25.350.4153.0	55.88	50.80	99.241.9996.1
50	62.36	55.88	12	25.350.4253.0	60.96	55.88	99.242.9996.1
50	67.44	60.96	13	25.350.4353.0	66.04	60.96	99.243.9996.1
50	72.52	66.04	14	25.350.4453.0	70.12	66.04	99.244.9996.1
50	77.60	71.12	15	25.350.4553.0	75.20	71.12	99.245.9996.1
50	82.68	76.20	16	25.350.4653.0	80.28	76.20	99.246.9996.1
17 to 24 pole on request					17 to 24 pole on request		
<b>Accessories:</b>							
Coding part (branch)	100			05.561.0053.0	05.561.0053.0		
Mounting bracket assembly - for double ended screw fixing of header	100			Z5.523.2453.0			