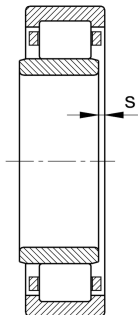
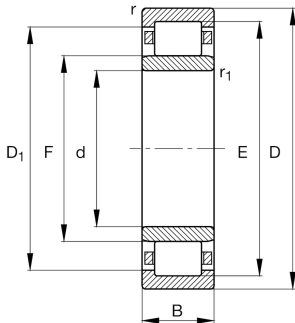
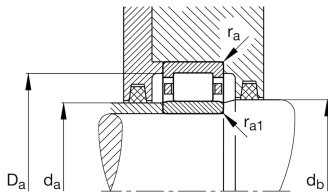


**FAG****X-life****NU218-E-XL-M1-C3**

Cylindrical roller bearing

Cylindrical roller bearing NU..-E-XL-M1, with cage, single row, non-locating bearing, 2 ribs on outer ring, 0 ribs on inner ring (smooth), type NU, Running accuracy in P6

Technical information



Your current product variant

Design	E	Increased Capacity Design
Cage	M1	Two Piece Brass Cage Roller Guided
Radial internal clearance	C3 (Group 3)	Internal clearance larger than CN
Tolerance class	PN	Normal (PN)
Number of rolling element rows	1	Single-row design

Main Dimensions & Performance Data

d	90 mm	Bore diameter
D	160 mm	Outside diameter
B	30 mm	Width
C _r	215,000 N	Basic dynamic load rating, radial
C _{0r}	217,000 N	Basic static load rating, radial
C _{ur}	29,500 N	Fatigue load limit, radial
n _G	7,800 1/min	Limiting speed
n _{gr}	3,900 1/min	Reference speed
≈m	2.718 kg	Weight



Mounting dimensions

d a min	101 mm	Minimum diameter shaft shoulder
d a max	105 mm	Maximum diameter of shaft shoulder
d b min	109 mm	Minimum shaft shoulder
D a max	149 mm	Maximum diameter of housing shoulder
r a max	2 mm	Maximum recess radius
r a1 max	2 mm	Maximum recess radius





Dimensions

r min	2 mm	Minimum chamfer dimension
r 1 min	2 mm	Minimum chamfer dimension
s	1.5 mm	Axial displacement
E	145 mm	Raceway diameter outer ring
F	107 mm	Raceway diameter inner ring
D 1 min	139.72 mm	Minimum rib diameter outer ring

Temperature range

T min	-30 °C	Operating temperature min.
T max	150 °C	Operating temperature max.

Characteristics

-  Radial load
-  Grease Lubrication
-  Oil Lubrication
-  Not sealed