

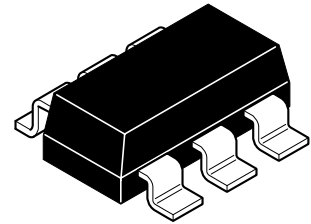
# ZXTC2045E6

## Dual 40V complementary transistors in SOT23-6

### Summary

$BV_{CEV} = 40V$

$BV_{CEO} = 30V$

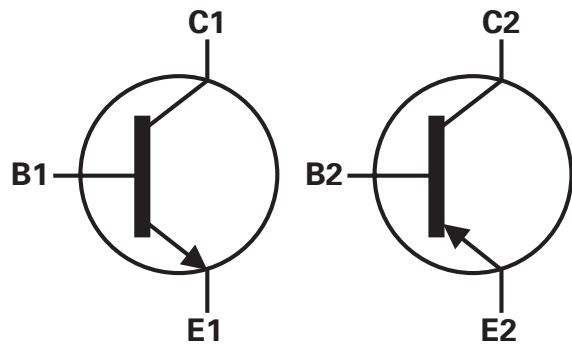


### Features

- 40V complementary device
- Up to 5 amps peak current
- High  $h_{FE}$
- SOT236 package

### Applications

- MOSFET and IGBT gate driving



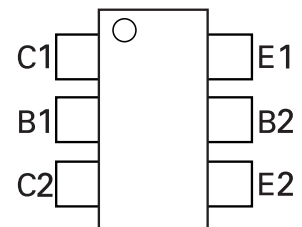
### Ordering information

Device	Reel size	Tape width	Quantity per reel
ZXTC2045E6TA	7"	8mm embossed	3,000
ZXTC2045E6TC	13"	8mm embossed	10,000

### Device marking

2045

### Pin out - top view



# ZXTC2045E6

## Absolute maximum ratings (each transistor)

Parameter	Symbol	Limit		Unit
		NPN	PNP	
Collector-base voltage	$BV_{CBO}$	40	-40	V
Collector-emitter voltage	$BV_{CEV}$	40	-40	V
Collector-emitter voltage	$BV_{CEO}$	30	-30	V
Emitter-base voltage	$BV_{EBO}$	7	-7	V
Peak pulse current	$I_{CM}$	5	-5	A
Continuous collector current <sup>(a)</sup>	$I_C$	1.5	-1.5	A
Base current	$I_B$	1	-1	A
Power dissipation at $T_A = 25^\circ\text{C}$ <sup>(a) (c)</sup> Linear derating factor	$P_D$	0.9 7.2		W mW/°C
Power dissipation at $T_A = 25^\circ\text{C}$ <sup>(a) (d)</sup> Linear derating factor	$P_D$	1.1 8.8		W mW/°C
Power dissipation at $T_A = 25^\circ\text{C}$ <sup>(b) (c)</sup> Linear derating factor	$P_D$	1.7 13.6		W mW/°C
Operating and storage temperature range	$T_j, T_{stg}$	-55 to +150		°C

## Thermal resistance

Parameter	Symbol	Value	Unit
Junction to ambient <sup>(a) (c)</sup>	$R_{\theta JA}$	139	°C/W
Junction to ambient <sup>(b) (c)</sup>	$R_{\theta JA}$	73	°C/W
Junction to ambient <sup>(a) (d)</sup>	$R_{\theta JC}$	113	°C/W

### NOTES:

- (a) For a device surface mounted on 25mm x 25mm x 0.6mm FR4 PCB with high coverage of single sided 1oz copper, in still air conditions.
- (b) As above measured at  $t < 5$  seconds.
- (c) For device with one active die.
- (d) For device with two active dice running at equal power.

# ZXTC2045E6

## Electrical characteristics (at $T_{AMB} = 25^{\circ}\text{C}$ unless otherwise stated)

Parameter	Symbol	Min.	Typ.	Max.	Unit	Conditions
Collector-base breakdown voltage	$BV_{CBO}$	$(-)40^{(*)}$			V	$I_C = (-)100\mu\text{A}$
Collector-emitter breakdown voltage	$BV_{CEV}$	$(-)40^{(*)}$			V	$I_C = (-)1\mu\text{A}$ $0.25\text{V} > V_{BE} > 1.0\text{V}$ ( $0.25\text{V} < V_{BE} < 1.0\text{V}$ )
Collector-emitter breakdown voltage	$BV_{CEO}$	$(-)30^{(*)}$			V	$I_C = (-)10\text{mA}^{(†)}$
Emitter-base breakdown voltage	$BV_{EBO}$	$(-)7^{(*)}$	$(-)8.5^{(*)}$		V	$I_E = (-)100\mu\text{A}$
Collector cut-off current	$I_{CBO}$		$(-) < 1^{(*)}$	$(-)20^{(*)}$	nA	$V_{CB} = (-)32\text{V}$
Collector cut-off current	$I_{CES/R}$		$(-) < 1^{(*)}$	$(-)20^{(*)}$	nA	$V_{CE} = (-)16\text{V}$ , $R \leq 1\text{k}\Omega$
Emitter cut-off current	$I_{EBO}$		$(-) < 1^{(*)}$	$(-)20^{(*)}$	nA	$V_{EB} = (-)6\text{V}$
Collector-emitter saturation voltage	$V_{CE(SAT)}$			$(-)375^{(*)}$	mV	$I_C = (-)0.75\text{A}$ , $I_B = (-)15\text{mA}^{(†)}$
Base-emitter saturation voltage	$V_{BE(SAT)}$			$(-)1.2^{(*)}$	V	$I_C = (-)0.75\text{A}$ , $I_B = (-)15\text{mA}^{(†)}$
Static forward current transfer ratio	$h_{FE}$	180	300	500		$I_C = (-)100\text{mA}$ , $V_{CE} = (-)2\text{V}^{(†)}$

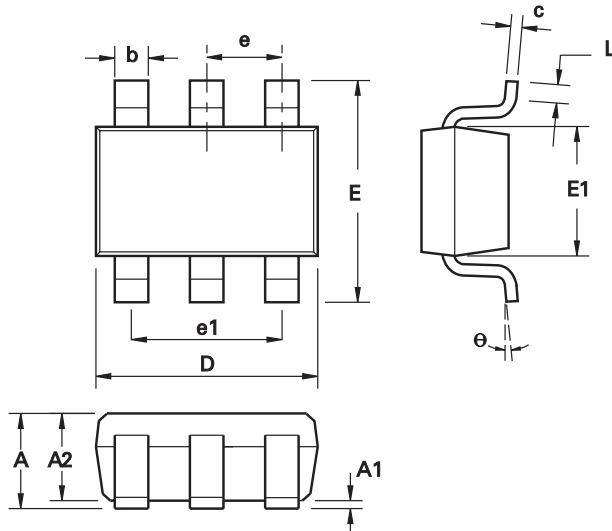
### NOTES:

(\*) ( ) applies to PNP

(†) Measured under pulsed conditions. Pulse width  $\leq 300\text{ s}$ ; duty cycle  $\leq 2\%$ .

# ZXTC2045E6

## Package details - SOT23-6



DIM	Millimeters		Inches	
	Min.	Max.	Min.	Max.
A	0.90	1.45	0.354	0.0570
A1	0.00	0.15	0.00	0.0059
A2	0.90	1.30	0.0354	0.0511
b	0.35	0.50	0.0078	0.0196
C	0.09	0.26	0.0035	0.0102
D	2.70	3.10	0.1062	0.1220
E	2.20	3.20	0.0866	0.1181
E1	1.30	1.80	0.0511	0.0708
L	0.10	0.60	0.0039	0.0236
e	0.95 REF		0.0374 REF	
e1	1.90 REF		0.0748 REF	
L	0°	30°	0°	30°

**Note:** Controlling dimensions are in millimeters. Approximate dimensions are provided in inches

Europe	Americas	Asia Pacific	Corporate Headquarters
Zetex GmbH Streitfeldstraße 19 D-81673 München Germany	Zetex Inc 700 Veterans Memorial Highway Hauppauge, NY 11788 USA	Zetex (Asia Ltd) 3701-04 Metroplaza Tower 1 Hing Fong Road, Kwai Fong Hong Kong	Zetex Semiconductors plc Zetex Technology Park, Chadderton Oldham, OL9 9LL United Kingdom
Telefon: (49) 89 45 49 49 0 Fax: (49) 89 45 49 49 49 europe.sales@zetex.com	Telephone: (1) 631 360 2222 Fax: (1) 631 360 8222 usa.sales@zetex.com	Telephone: (852) 26100 611 Fax: (852) 24250 494 asia.sales@zetex.com	Telephone: (44) 161 622 4444 Fax: (44) 161 622 4446 hq@zetex.com

For international sales offices, agents and distributors please go to [www.zetex.com/salesnetwork](http://www.zetex.com/salesnetwork)

This publication is issued to provide outline information only which (unless agreed by the company in writing) may not be used, applied or reproduced for any purpose or form part of any order or contact or be regarded as a representation relating to the products or services concerned. The company reserves the right to alter without notice the specification, design, price or conditions of supply of any product or service.