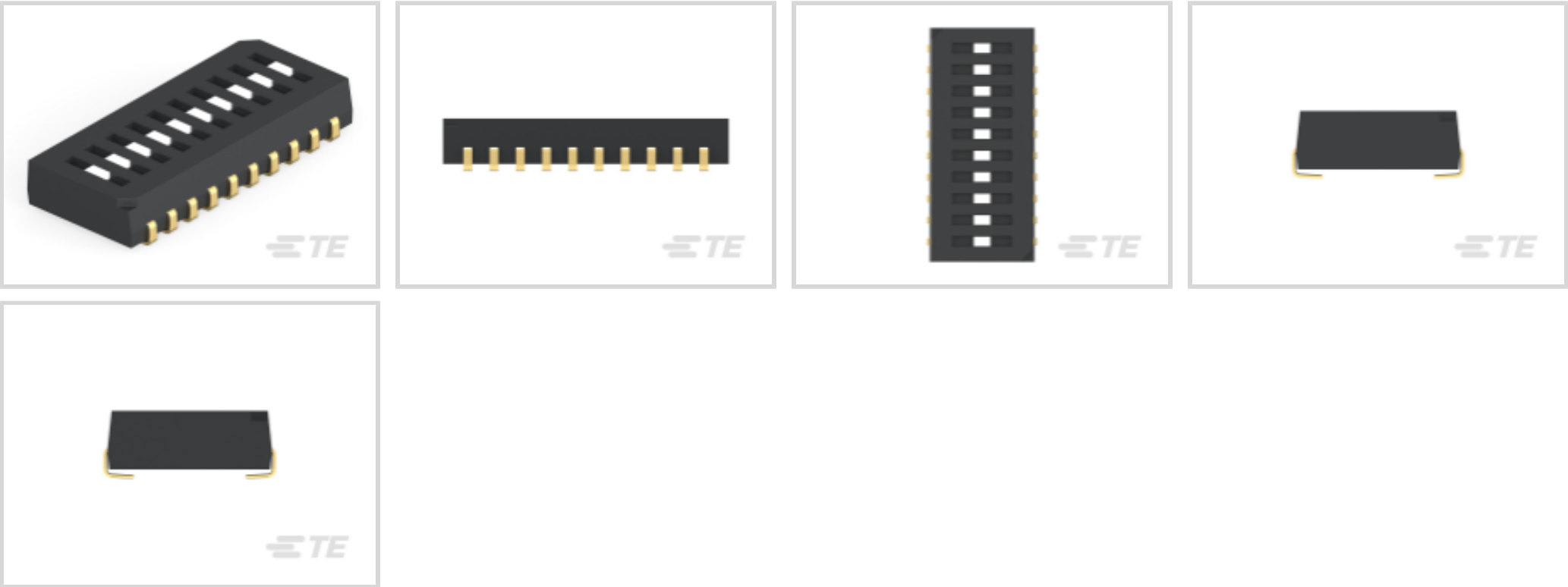




Switches > DIP & SIP Switches



DIP & SIP Switch Type: **DIP**
Switch Contact Plating Material: **Gold**
Case Color: **Black**
Case Material: **Polyphenylene Sulfide (PPS)**
Sealed Device: **Yes**

Features

Product Type Features

DIP & SIP Switch Type	DIP
Sealed Device	Yes
Actuator Style	Recessed Rocker

Configuration Features

Number of Positions	10
Number of Switches	10
Configuration (Pole-Throw)	Single Pole - Single Throw

Electrical Characteristics

Contact Current Rating	.1 A
Operating Voltage	50 VDC

Body Features

Sealing Method	Sealing Tape
Actuator Color	White
Case Color	Black



Case Material	Polyphenylene Sulfide (PPS)
Contact Features	
Contact Underplating Material	Nickel
PCB Contact Termination Area Plating Material	Gold
Switch Contact Plating Material	Gold
Contact Base Material	Copper Alloy
Termination Features	
Termination Method to PCB	Surface Mount
Housing Features	
Low Profile	Yes
Centerline (Pitch)	1.27 mm[.05 in]
Dimensions	
Product Length	13.83 mm[.544 in]
Product Height	2.2 mm[.093 in]
Usage Conditions	
Operating Temperature Range	-30 – 85 °C
Industry Standards	
UL Flammability Rating	UL 94V-0
Packaging Features	
Packaging Method	Box & Tube, Tube
Packaging Quantity	30
Product Compliance	
For compliance documentation, visit the product page on TE.com>	
EU RoHS Directive 2011/65/EU	Compliant
EU ELV Directive 2000/53/EC	Compliant
China RoHS 2 Directive MIIT Order No 32, 2016	No Restricted Materials Above Threshold
EU REACH Regulation (EC) No. 1907/2006	Current ECHA Candidate List: JAN 2025 (247) Candidate List Declared Against: JUNE 2024 (241) Does not contain REACH SVHC
Halogen Content	Low Halogen - Br, Cl, F, I < 900 ppm per



homogenous material. Also BFR/CFR/PVC Free


Solder Process Capability

Not reviewed for solder process capability


Product Compliance Disclaimer

This information is provided based on reasonable inquiry of our suppliers and represents our current actual knowledge based on the information they provided. This information is subject to change. The part numbers that TE has identified as EU RoHS compliant have a maximum concentration of 0.1% by weight in homogenous materials for lead, hexavalent chromium, mercury, PBB, PBDE, DBP, BBP, DEHP, DIBP, and 0.01% for cadmium, or qualify for an exemption to these limits as defined in the Annexes of Directive 2011/65/EU (RoHS2). Finished electrical and electronic equipment products will be CE marked as required by Directive 2011/65/EU. Components may not be CE marked. Additionally, the part numbers that TE has identified as EU ELV compliant have a maximum concentration of 0.1% by weight in homogenous materials for lead, hexavalent chromium, and mercury, and 0.01% for cadmium, or qualify for an exemption to these limits as defined in the Annexes of Directive 2000/53/EC (ELV). Regarding the REACH Regulations, TE’s information on SVHC in articles for this part number is still based on the European Chemical Agency (ECHA) ‘Guidance on requirements for substances in articles’(Version: 2, April 2011), applying the 0.1% weight on weight concentration threshold at the finished product level. TE is aware of the European Court of Justice ruling of September 10th, 2015 also known as O5A (Once An Article Always An Article) stating that, in case of ‘complex object’, the threshold for a SVHC must be applied to both the product as a whole and simultaneously to each of the articles forming part of its composition. TE has evaluated this ruling based on the new ECHA “Guidance on requirements for substances in articles” (June 2017, version 4.0) and will be updating its statements accordingly.


Compatible Parts




TE Part # 1977830-4
DIP SWITCH GDH08SA04




TE Part # 1571983-5
GDH04STR04=DIP SWITCH



TE Part # 1571983-4
GDH04S04=DIP SWITCH




TE Part # 1977830-1
DIP SWITCH GDH02SA04




TE Part # 1-1571983-1
GDH08STR04=DIP SWITCH

Also in the Series | [Alcoswitch DIP GDH](#)



[DIP & SIP Switches\(160\)](#)

Also in the Series | [Alcoswitch DIP](#)




[DIP & SIP Switches\(160\)](#)



[Rotary Switches\(16\)](#)

Customers Also Bought



TE Part #CAT-T3437-T548
[TMS-SCE Military Grade Sleeves](#)



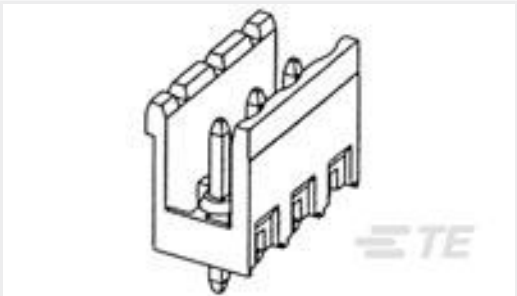
TE Part #680333-000
[D-609-13](#)



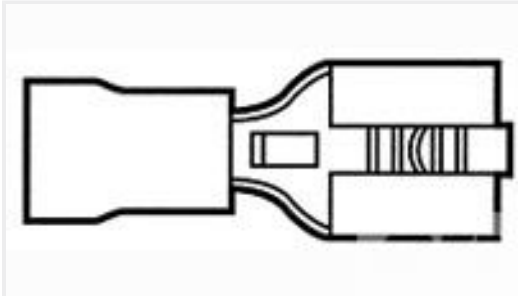
TE Part #120527-1
[1FHP,64,30A/P,S,N,S10,12,13,15](#)



TE Part #1050525-1
[2001 5003 02,SMA CABLE PLUG](#)



TE Part #282824-3
[TERM-BLOK HEADER,ASSY90 3P.5](#)



TE Part #160314-2
[250 FASTON](#)

Documents

[Product Drawings](#)
[DIP SWITCH GDH10SA04](#)

English

[CAD Files](#)
[3D PDF](#)

[3D](#)



Customer View Model

[ENG_CVM_CVM_1977830-5_A.2d_dxf.zip](#)

English

Customer View Model

[ENG_CVM_CVM_1977830-5_A.3d_igs.zip](#)

English

Customer View Model

[ENG_CVM_CVM_1977830-5_A.3d_stp.zip](#)

English

By downloading the CAD file I accept and agree to the [Terms and Conditions](#) of use.

Datasheets & Catalog Pages

[SWITCHES_CORE_PROGRAM_CATALOG](#)

English