




ZHSI-02-01



ZSO, ZD, ZHSI SERIES

Z-RAY® PRESS-FIT ALIGNMENT HARDWARE

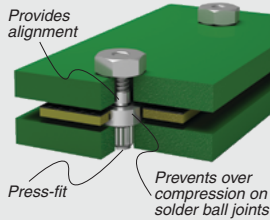
SPECIFICATIONS

For complete specifications and recommended PCB layouts see www.samtec.com?ZSO, www.samtec.com?ZD or www.samtec.com?ZHSI

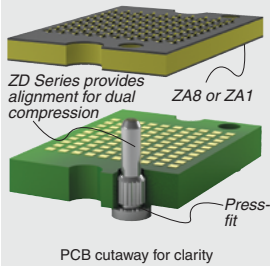
Material: Brass
Plating: 100 μ" (2.54 μm) Ni

APPLICATIONS

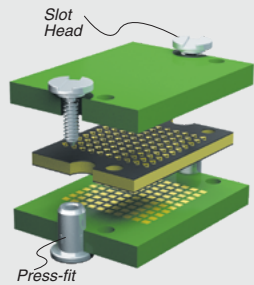
ZSO APPLICATION



ZD APPLICATION



ZHSI APPLICATION

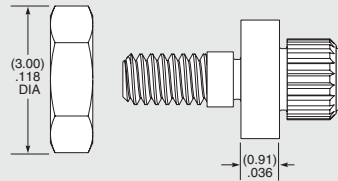


ZSO

STACK HEIGHT

01

-0100
= 1.00 mm (.0394")



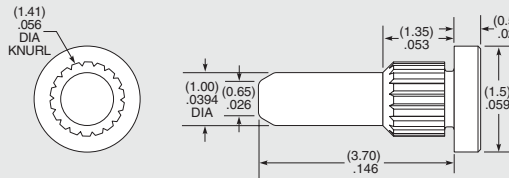
ZD

DIAMETER

LENGTH

-1.00
= 1.00 mm (.0394")

-03.7
= 03.7 mm (.146")



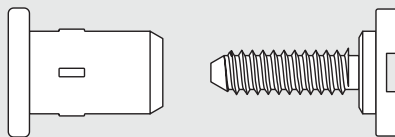
ZHSI

STACK HEIGHT

HEAD SPECIFICATION

Specify STACK HEIGHT from chart below.

-01
= Slot Head



STACK HEIGHT	PCB 1 THICKNeSS	PCB 2 THICKNeSS	INTERPOSER HEIGHT
-01	(1.57) 0.062	(1.57) 0.062	(1.00) 0.039
-02	(2.36) 0.093	(1.57) 0.062	(1.00) 0.039
-02	(2.36) 0.093	(2.36) 0.065	(1.00) 0.039
-02	(3.18) 0.125	(1.57) 0.062	(1.00) 0.039
-03	(3.18) 0.125	(2.36) 0.093	(1.00) 0.039

Note: Overtightening may cause screw damage. Contact Samtec for specific torque details.

Due to technical progress, all designs, specifications and components are subject to change without notice.

WWW.SAMTEC.COM

All parts within this catalog are built to Samtec's specifications. Customer specific requirements must be approved by Samtec and identified in a Samtec customer-specific drawing to apply.