

Siemens
EcoTech



digital monitoring relay speed monitoring from 0.1 to 6000 r/min overshoot and undershoot for IO-Link supply voltage 24 V DC ON delay and tripping delay 0.1..999.9 s 2 changeover contacts screw terminal

product brand name	SIRIUS
product designation	Speed monitoring relay with digital setting
design of the product	monitoring of speed, external power supply with auxiliary voltage for IO-Link
product type designation	3UG5
General technical data	
product function	RPM monitoring relay
design of the display	LCD
insulation voltage	
• rated value	690 V
• for overvoltage category III according to IEC 60664	
— with degree of pollution 2 rated value	690 V
— with degree of pollution 3 rated value	690 V
degree of pollution	3
type of voltage of the control supply voltage	DC
protection class IP	
• of the enclosure	IP20
• of the terminal	IP20
shock resistance according to IEC 60068-2-27	sinusoidal half-wave 15g / 11 ms
vibration resistance according to IEC 60068-2-6	f = 4 ... 5,81 Hz, dmax = 15 mm; f = 5,81 ... 500 Hz, Amax = 20 m/s ² ; 10 cycles
mechanical service life (operating cycles) typical	10 000 000
electrical endurance (operating cycles) at AC-15 at 230 V typical	100 000
thermal current of the switching element with contacts maximum	5 A
reference code according to IEC 81346-2	K
Substance Prohibitance (Date)	06/01/2023
SVHC substance name	Lead - 7439-92-1 Lead monoxide (lead oxide) - 1317-36-8 2,2',6,6'-tetrabromo-4,4'-isopropylidenediphenol - 79-94-7 6,6'-di-tert-butyl-2,2'-methylenedi-p-cresol - 119-47-1
Net Weight	0.172 kg
Product Function	
product function	
• standstill monitoring	No
• rotation speed monitoring	Yes
• error memory	Yes
• galvanic isolation	Yes
• adjustable open/closed-circuit current principle	Yes

<ul style="list-style-type: none"> external reset 	Yes
<ul style="list-style-type: none"> auto-RESET 	Yes
<ul style="list-style-type: none"> manual RESET 	Yes
suitability for use safety-related circuits	No
Control circuit/ Control	
control supply voltage at DC rated value	24 V
operating range factor control supply voltage rated value at DC	
<ul style="list-style-type: none"> initial value 	0.7
<ul style="list-style-type: none"> full-scale value 	1.25
Measuring circuit	
measurable line frequency	50 ... 60 Hz
adjustable operating delay time	0 ... 999.9 s
adjustable response delay time	
<ul style="list-style-type: none"> when starting 	0 ... 999.9 s
<ul style="list-style-type: none"> with lower or upper limit violation 	0 ... 999.9 s
accuracy of digital display	+/- 1 Digit
Communication/ Protocol	
protocol is supported IO-Link protocol	Yes
IO-Link transfer rate	COM2 (38,4 kBaud)
point-to-point cycle time between master and IO-Link device minimum	5 ms
type of voltage supply via input/output link master	Yes
data volume	
<ul style="list-style-type: none"> of the address range of the inputs with cyclical transfer total 	4 byte
<ul style="list-style-type: none"> of the address range of the outputs with cyclical transfer total 	2 byte
Auxiliary circuit	
number of CO contacts delayed switching	1
Inputs/ Outputs	
design of input feedback input	No
number of outputs as contact-affected switching element	
<ul style="list-style-type: none"> safety-related 	
<ul style="list-style-type: none"> — instantaneous contact 	0
ampacity of the output relay at AC-15	
<ul style="list-style-type: none"> at 230 V at 50/60 Hz 	3 A
<ul style="list-style-type: none"> at 250 V at 50/60 Hz 	3 A
<ul style="list-style-type: none"> at 400 V at 50/60 Hz 	3 A
ampacity of the output relay at DC-13	
<ul style="list-style-type: none"> at 24 V 	1 A
<ul style="list-style-type: none"> at 125 V 	0.2 A
<ul style="list-style-type: none"> at 250 V 	0.1 A
ampacity of the semiconductor output in SIO mode	200 mA
operational current at 17 V minimum	5 mA
continuous current of the DIAZED fuse link of the output relay	6 A
Galvanic isolation	
galvanic isolation	
<ul style="list-style-type: none"> between input and output 	Yes
<ul style="list-style-type: none"> between the voltage supply and other circuits 	Yes
Connections/ Terminals	
product component removable terminal for auxiliary and control circuit	Yes
type of electrical connection	screw terminal
<ul style="list-style-type: none"> for auxiliary and control circuit 	screw-type terminals
type of connectable conductor cross-sections	
<ul style="list-style-type: none"> solid 	1x (0.5 ... 4 mm ²), 2x (0.5 ... 2.5 mm ²)
<ul style="list-style-type: none"> finely stranded with core end processing 	1x (0.5 ... 4 mm ²), 2x (0.5 ... 2.5 mm ²)
<ul style="list-style-type: none"> for AWG cables solid 	1x (20 ... 12), 2x (20 ... 14)

connectable conductor cross-section	
• solid	0.5 ... 4 mm ²
• finely stranded with core end processing	0.5 ... 4 mm ²
AWG number as coded connectable conductor cross section	
• solid	20 ... 12
• stranded	20 ... 12
tightening torque with screw-type terminals	0.6 ... 0.8 N·m

Installation/ mounting/ dimensions

mounting position	any
fastening method	screw and snap-on mounting
height	100 mm
width	22.5 mm
depth	90 mm
required spacing	
• with side-by-side mounting	
— forwards	0 mm
— backwards	0 mm
— upwards	0 mm
— downwards	0 mm
— at the side	0 mm
• for grounded parts	
— forwards	0 mm
— backwards	0 mm
— upwards	0 mm
— at the side	0 mm
— downwards	0 mm
• for live parts	
— forwards	0 mm
— backwards	0 mm
— upwards	0 mm
— downwards	0 mm
— at the side	0 mm

Ambient conditions

installation altitude at height above sea level maximum	2 000 m
ambient temperature	
• during operation	-25 ... +60 °C
• during storage	-40 ... +80 °C
• during transport	-40 ... +80 °C

Approvals Certificates

Environment	General Product Approval
--------------------	---------------------------------



[Environmental Confirmations](#)



other



[Confirmation](#)

Further information

Information on the packaging
<https://support.industry.siemens.com/cs/ww/en/view/109813875>
 Information for data generation and storage
<https://support.industry.siemens.com/cs/ww/en/view/109995012>
 Information- and Downloadcenter (Catalogs, Brochures,...)

<https://www.siemens.com/ic10>

Industry Mall (Online ordering system)

<https://mall.industry.siemens.com/mall/en/en/Catalog/product?mlfb=3UG5851-1AA40>

Cax online generator

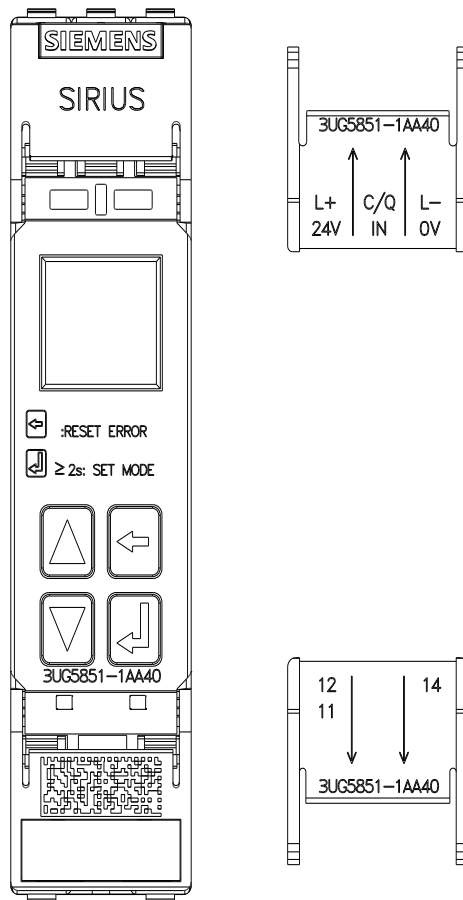
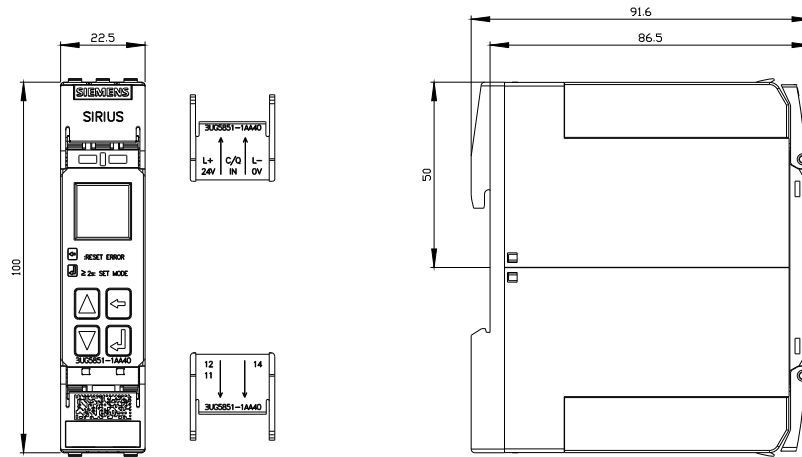
<https://support.automation.siemens.com/WW/CAXorder/default.aspx?lang=en&mlfb=3UG5851-1AA40>

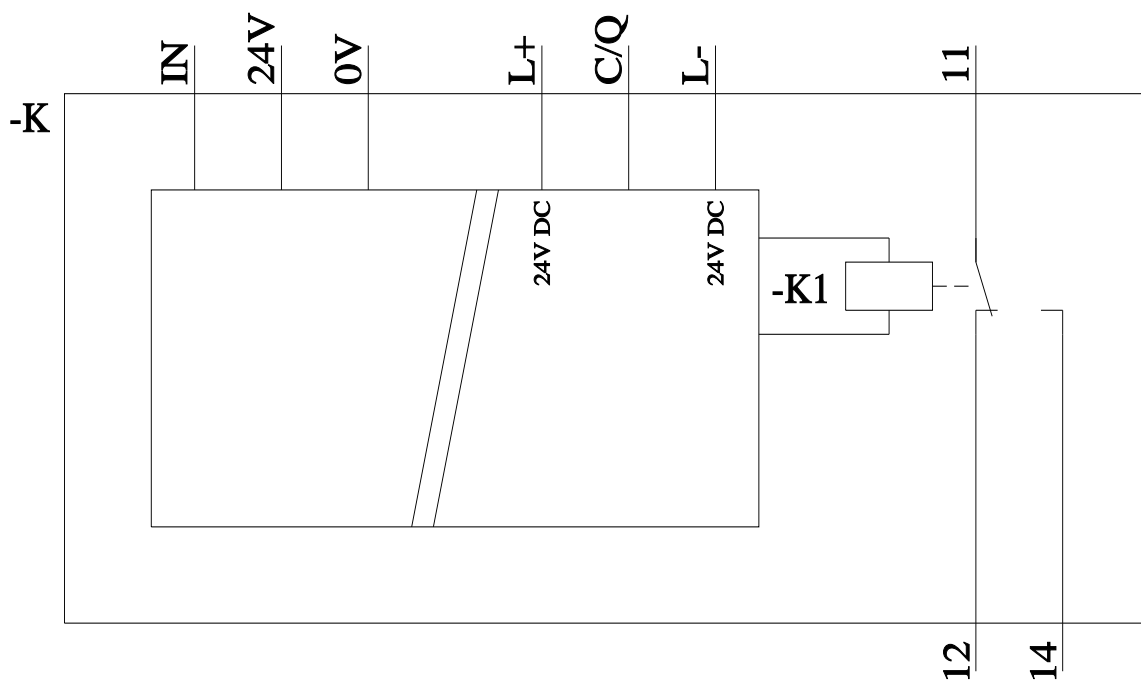
Service&Support (Manuals, Certificates, Characteristics, FAQs,...)

<https://support.industry.siemens.com/cs/ww/en/ps/3UG5851-1AA40>

Image database (product images, 2D dimension drawings, 3D models, device circuit diagrams, EPLAN macros, ...)

https://www.automation.siemens.com/bilddb/cax_de.aspx?mlfb=3UG5851-1AA40&lang=en





last modified:

10/7/2025