




TE Internal #: 1734795-4

RJ45 Connector, Single Port, 1 x 1, Jack, Shielded, Cat 3, Inverted - Latch Up, 8 Position, Standard Profile, Through Hole - Solder, Right Angle

[View on TE.com >](#)

Connectors > Modular Jacks & Plugs > RJ45 Connectors



Modular Jack & Plug Interface Type: **RJ45**

Port Configuration: **Single Port**

Port Matrix Configuration: **1 x 1**

Modular Jacks & Plugs Products: **RJ Type Jacks & Plugs**

Connector Contact Density: **Standard**

## Features

### Product Type Features

Connector Product Type	Connector Assembly
Modular Jack & Plug Interface Type	RJ45
Modular Jacks & Plugs Products	RJ Type Jacks & Plugs
Modular Connector Style	Jack
Grounding Options	PCB Ground
Connector & Contact Terminates To	Printed Circuit Board

### Configuration Features

Number of PCB Ground Tabs	2
Panel Ground Location	Top and Side
Port Configuration	Single Port
Port Matrix Configuration	1 x 1
Connector Contact Density	Standard
Number of Positions	8
Number of Loaded Positions	8
PCB Mount Orientation	Right Angle

### Body Features

Shield Plating Material	Nickel
Shield Material	Brass
Modular Jack Latch Orientation	Inverted - Latch Up
Connector Profile	Standard

### Contact Features

Contact Underplating Material	Nickel
PCB Contact Termination Area Plating Material	Gold Flash
Contact Current Rating (Max)	1 A
Contact Mating Area Plating Material	Gold (Au)
Contact Base Material	Phosphor Bronze
Contact Mating Area Plating Material Thickness	1.27 $\mu\text{m}$ [50 $\mu\text{in}$ ]

### Termination Features

Termination Method to PCB	Through Hole - Solder
Termination Post & Tail Length	2.4 mm[.094 in]

### Mechanical Attachment

Panel Mount Feature	Without
Connector Mounting Type	Board Mount

### Housing Features

Mating Entry Location	Side
Centerline (Pitch)	1.02 mm[.04 in]
Housing Color	Black
Housing Material	PA 9T GF30

### Dimensions

PCB Thickness (Recommended)	1.6 mm[.063 in]
Connector Height	11.3 mm[.444 in]

### Usage Conditions

Operating Temperature Range	-40 – 85 $^{\circ}\text{C}$ [-40 – 185 $^{\circ}\text{F}$ ]
-----------------------------	---

### Operation/Application

Indicator Type	No Indicator
Shielded	Yes



Circuit Application	Signal
---------------------	--------

### Industry Standards

UL Flammability Rating	UL 94V-0
Performance Category	Cat 3

### Packaging Features

Packaging Quantity	80
Packaging Method	Box & Tray, Tray

### Product Compliance

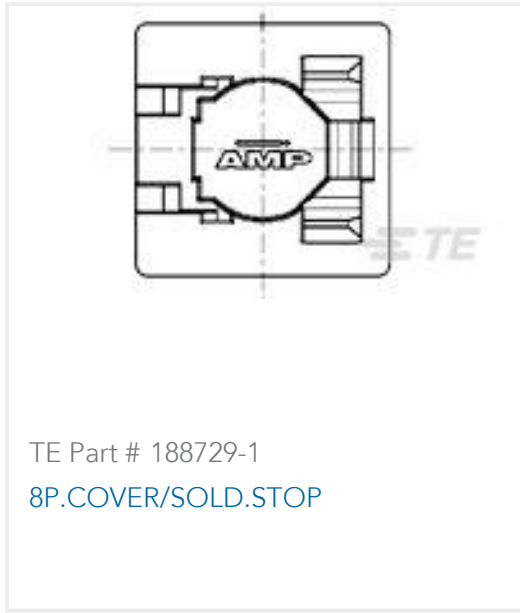
[For compliance documentation, visit the product page on TE.com>](#)

EU RoHS Directive 2011/65/EU	Compliant
EU ELV Directive 2000/53/EC	Compliant
China RoHS 2 Directive MIIT Order No 32, 2016	有害物质含量符合标准要求 No Restricted Substance(s) Above Threshold
EU REACH Regulation (EC) No. 1907/2006	Current ECHA Candidate List: JUNE 2025 (250) Candidate List Declared Against: JUNE 2025 (250) Does not contain REACH SVHC
Halogen Content	Not Low Halogen - contains Br or Cl > 900 ppm.
Solder Process Capability	Wave solder capable to 265°C


#### Product Compliance Disclaimer

This information is provided based on reasonable inquiry of our suppliers and represents our current actual knowledge based on the information they provided. This information is subject to change. The part numbers that TE has identified as EU RoHS compliant have a maximum concentration of 0.1% by weight in homogenous materials for lead, hexavalent chromium, mercury, PBB, PBDE, DBP, BBP, DEHP, DIBP, and 0.01% for cadmium, or qualify for an exemption to these limits as defined in the Annexes of Directive 2011/65/EU (RoHS2). Finished electrical and electronic equipment products will be CE marked as required by Directive 2011/65/EU. Components may not be CE marked. Additionally, the part numbers that TE has identified as EU ELV compliant have a maximum concentration of 0.1% by weight in homogenous materials for lead, hexavalent chromium, and mercury, and 0.01% for cadmium, or qualify for an exemption to these limits as defined in the Annexes of Directive 2000/53/EC (ELV). Regarding the REACH Regulation, the information TE provides on SVHC in articles for this part number is based on the latest European Chemicals Agency (ECHA) 'Guidance on requirements for substances in articles' posted at this URL: <https://echa.europa.eu/guidance-documents/guidance-on-reach>

### Compatible Parts



### Customers Also Bought



### Documents

#### Product Drawings

[RJ45,8P8C,SHD,W/O LED,DIP 50u"](#)

English

#### CAD Files

Customer View Model

[ENG\\_CVM\\_CVM\\_1734795-4\\_D.2d\\_dxf.zip](#)

English

[3D PDF](#)



3D

Customer View Model

[ENG\\_CVM\\_CVM\\_1734795-4\\_D.3d\\_igs.zip](#)

English

Customer View Model

[ENG\\_CVM\\_CVM\\_1734795-4\\_D.3d\\_stp.zip](#)

English

By downloading the CAD file I accept and agree to the [Terms and Conditions](#) of use.

## Product Specifications

[Product Specification](#)

English