



Connectors > PCB Connectors > Wire-to-Board Connectors > FFC, FPC & Ribbon Connectors > FPC Connectors



Centerline (Pitch): 1.25 mm [.049 in]  
Mating Retention Type: Non ZIF  
PCB Mount Orientation: Right Angle  
Contact Mating Location: Top  
Termination Method to PCB: Through Hole - Solder

Features

Product Type Features

Connector & Contact Terminates To	Flexible Printed Circuit (FPC), Printed Circuit Board
Connector Product Type	Connector Assembly
Connector System	Flex-to-Board
PCB Connector Type	PCB Mount Receptacle

Configuration Features

Compatible With Wire & Cable Type	FFC, FPC
Number of Rows	1
PCB Mount Orientation	Right Angle
Number of Positions	24

Electrical Characteristics

Operating Voltage	50 VAC
-------------------	--------

Body Features

Primary Product Color	White
-----------------------	-------

Contact Features

PCB Contact Termination Area Plating Material Finish	Bright
Contact Mating Area Plating Material Thickness	.8 μm[31.49 μin]
Contact Current Rating (Max)	1 A
Contact Shape & Form	Single Beam



PCB Contact Termination Area Plating Material Thickness	.8 μm[31.49 μin]
Contact Layout	Staggered Type A
Contact Base Material	Phosphor Bronze
PCB Contact Termination Area Plating Material	Tin
Contact Type	Socket
Contact Mating Area Plating Material Finish	Bright
Contact Mating Location	Top
Contact Mating Area Plating Material	Tin (Sn)

Termination Features

Termination Post & Tail Length	3.2 mm[.126 in]
Termination Method to PCB	Through Hole - Solder

Mechanical Attachment

Connector Mounting Type	Board Mount
PCB Mount Retention	With
PCB Mount Retention Type	Kinked Solder Tails
Mating Alignment	With
PCB Mount Alignment	With
Mating Retention Type	Non ZIF

Housing Features

Housing Material	PBT GF
Centerline (Pitch)	1.25 mm[.049 in]

Dimensions

Accepts Flex Cable Thickness	.3 mm[.012 in]
Connector Width	8.8 mm[.346 in]
PCB Thickness (Recommended)	1.6 mm[.063 in]
Connector Height	4.8 mm[.189 in]
Connector Length	33.75 mm[1.329 in]

Usage Conditions

Operating Temperature Range	-40 – 85 °C[-40 – 185 °F]
-----------------------------	---------------------------

Operation/Application

Circuit Application	Signal
---------------------	--------

Identification Marking



Circuit Identification Feature	With
--------------------------------	------

Packaging Features

Packaging Quantity	900
Packaging Method	Box

Product Compliance

For compliance documentation, visit the product page on TE.com>

EU RoHS Directive 2011/65/EU	Compliant
EU ELV Directive 2000/53/EC	Compliant
China RoHS 2 Directive MIIT Order No 32, 2016	No Restricted Materials Above Threshold
EU REACH Regulation (EC) No. 1907/2006	Current ECHA Candidate List: JAN 2025 (247) Candidate List Declared Against: JAN 2025 (247) Does not contain REACH SVHC
Halogen Content	Not Low Halogen - contains Br or Cl > 900 ppm.
Solder Process Capability	Wave solder capable to 265°C

Product Compliance Disclaimer

This information is provided based on reasonable inquiry of our suppliers and represents our current actual knowledge based on the information they provided. This information is subject to change. The part numbers that TE has identified as EU RoHS compliant have a maximum concentration of 0.1% by weight in homogenous materials for lead, hexavalent chromium, mercury, PBB, PBDE, DBP, BBP, DEHP, DIBP, and 0.01% for cadmium, or qualify for an exemption to these limits as defined in the Annexes of Directive 2011/65/EU (RoHS2). Finished electrical and electronic equipment products will be CE marked as required by Directive 2011/65/EU. Components may not be CE marked. Additionally, the part numbers that TE has identified as EU ELV compliant have a maximum concentration of 0.1% by weight in homogenous materials for lead, hexavalent chromium, and mercury, and 0.01% for cadmium, or qualify for an exemption to these limits as defined in the Annexes of Directive 2000/53/EC (ELV). Regarding the REACH Regulation, the information TE provides on SVHC in articles for this part number is based on the latest European Chemicals Agency (ECHA) 'Guidance on requirements for substances in articles' posted at this URL: <https://echa.europa.eu/guidance-documents/guidance-on-reach>


Compatible Parts

TE Part # 2-1734803-4  
FPC Non Zif 1.25mm 24P R/A


TE Part # 2-84534-4  
1.25MM FFC POST PLATED V 24P




Customers Also Bought




TE Part #CAT-D48-ST273  
DEUTSCH Solid Contacts




TE Part #DT04-2P  
REC, 2P, GRY, N




TE Part #DT06-2S  
PLG, 2P, GRY, N




TE Part #CAT-D487-W416  
Wedgelocks: DEUTSCH DT



TE Part #CAT-AM71-CH8172  
AMP SUPERSEAL 1.5MM,  
CONNECTOR HOUSING



TE Part #281934-2  
SINGLE WIRE SEAL



TE Part #114017-ZZ  
SEALING PLUG, SIZE 12/16, WHT

Documents

Product Drawings

1.25MM FFC POST PLATED H 24P

English

CAD Files

Customer View Model

ENG\_CVM\_CVM\_2-84533-4\_E.2d\_dxf.zip

English

3D PDF

3D

Customer View Model

ENG\_CVM\_CVM\_2-84533-4\_E.3d\_igs.zip

English

Customer View Model

ENG\_CVM\_CVM\_2-84533-4\_E.3d\_stp.zip

English

By downloading the CAD file I accept and agree to the [Terms and Conditions](#) of use.

Datasheets & Catalog Pages

FPC Connector Family

English

1-1773959-7-FPC-Connectors-CN

English

Product Specifications

Product Specification



English