

FEATURES

- A blind rivet is a low-cost two part fastener designed to join two or more pieces of material, whether they're the same or different materials to create a permanent joint
- Can be used where only one side of the application is accessible
- Increased grip range
- Used for multiple applications especially in soft materials
- Easy to install

RS PRO DOME HEAD LOAD SPREAD BLIND RIVET – ALUM/ALUM

RS Stock No.: 2065323, 2065325, 2065326, 2065327, 2065328, 2065329



Family Name

RS Professionally Approved Products bring to you professional quality parts across all product categories. Our product range has been tested by engineers and provides a comparable quality to the leading brands without paying a premium price.

Product Description

A blind rivet is a low-cost permanent fastener designed to join two or more pieces of material, whether they're the same or different materials and where only one side is accessible.

A blind rivet consists of two parts: -

- the rivet body, also referred to as the body or shank
- and within it, the setting device, the mandrel or stem

The materials for each part can be made of different materials to give a variety of combinations.


The dome head is the most common and multifunctional style. The blind rivet can be used in a conventional way of fixing or in multiple materials.

Similar to Multigrip rivets, particularly suited to softer materials and thin sheet metals. Wide grip range with excellent load spread setting and mandrel locking system. Used predominantly in modular buildings, portable wash facilities and plastic pallet and storage solutions.

General Specifications

BODY: Aluminium (AlMg3.5) MANDREL: Aluminium (AlMg5)

Nominal Diameter mm (D)	Article Number	Body Length mm (L)	Grip Range Min mm	Grip Range Max mm	Hole Size mm	Flange Diameter mm (d)	Flange Thickness mm (K)	Nom. Mandrel Diameter mm (d ^m)	Min Mandrel Length mm (L ²)	Shear Strength N	Tensile Strength N	Bag Quantity
4.0	2065323	13.6	1.0	3.0	4.2-4.4	8.0	1.7	2.50	27.0	500	800	100
	2065325	18.8	3.0	7.0								100
	2065326	21.0	8.0	9.0								100
4.8	2065327	15.3	1.0	3.0	5.0-5.2	9.6	2.0	2.90	28.0	800	1100	100
	2065328	20.5	3.0	9.0								100
	2065329	24.5	5.0	12.0								50

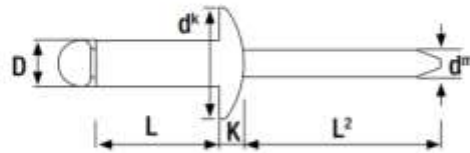


TECHNICAL DATA

HOW TO MEASURE A BLIND RIVET

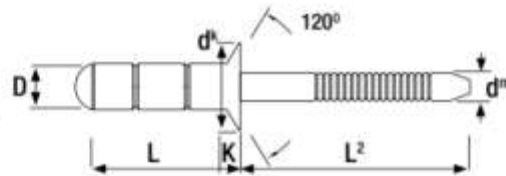
DOME HEAD AND LARGE FLANGE HEAD - the rivet body length (L) is always measured from under the head to the end of the body.

D = body diameter
 L = body length
 d^h = rivet head diameter
 K = rivet head thickness
 d^m = mandrel diameter
 L^2 = minimum mandrel length

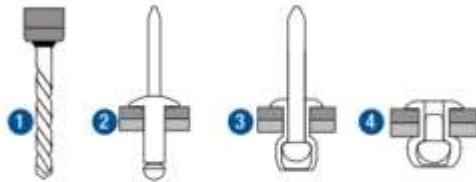


COUNTERSUNK HEAD - the rivet body length (L) is always measured from the top of the head to the end of the body.

D = body diameter
 L = body length
 d^h = rivet head diameter
 K = rivet head thickness
 d^m = mandrel diameter
 L^2 = minimum mandrel length



HOW TO INSTALL A BLIND RIVET



- 1 Firstly drill the hole.
- 2 To set a rivet, the rivet is placed into the setting tool and then into a pre-drilled hole. It is fixed by the jaws within the tool pulling the mandrel head into the rivet body, expanding the body and causing it to flare against the reverse (blind) side of the application.
- 3 As the head of the mandrel reaches the face of the blind side material, the mandrel will snap at the break point of the mandrel when it has reached its predetermined breaking force.
- 4 A tight joint is formed as the rivet body remains, gripping the material and encapsulating the head of the mandrel within.