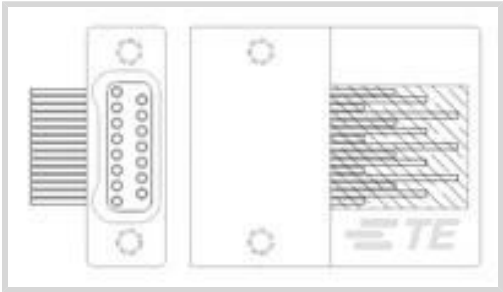




Connectors > D-Shaped Connectors > Microminiature & Nanominiature D Connectors



Connector & Housing Type: **Receptacle**

Connector System: **Wire-to-Board**

Number of Positions: **15**

Centerline (Pitch): **1.27 mm [.05 in]**

Sealable: **No**

Features

Product Type Features

Connector & Housing Type	Receptacle
Connector System	Wire-to-Board
Sealable	No
Connector & Contact Terminates To	Printed Circuit Board

Configuration Features

Number of Positions	15
---------------------	----

Contact Features

Contact Type	Socket
Contact Options	Installed
Contact Current Rating (Max)	1 A

Termination Features

Termination Method to PCB	Through Hole - Solder
Termination Method to Wire & Cable	Preterminated Flying Leads

Mechanical Attachment

Connector Mounting Type	Board Mount
-------------------------	-------------

Housing Features

Centerline (Pitch)	1.27 mm[.05 in]
--------------------	-----------------



Usage Conditions

Operating Temperature Range	-200 – 200 °C[-328 – 392 °F]
-----------------------------	------------------------------

Operation/Application

Circuit Application	Power
---------------------	-------

Product Compliance

For compliance documentation, visit the product page on TE.com>

EU RoHS Directive 2011/65/EU	Not Compliant
EU ELV Directive 2000/53/EC	Compliant with Exemptions
China RoHS 2 Directive MIIT Order No 32, 2016	Restricted Materials Above Threshold
EU REACH Regulation (EC) No. 1907/2006	Current ECHA Candidate List: JAN 2025 (247) Candidate List Declared Against: JAN 2025 (247) SVHC > Threshold: Pb (40% in 74023047) Article Safe Usage Statements: Do not eat, drink or smoke when using this product. Wash thoroughly after handling. Recycle if possible and dispose of the article by following all applicable governmental regulations relevant to your geographic location.
Halogen Content	Not Yet Reviewed for halogen content
Solder Process Capability	Not lead free process capable

Product Compliance Disclaimer


This information is provided based on reasonable inquiry of our suppliers and represents our current actual knowledge based on the information they provided. This information is subject to change. The part numbers that TE has identified as EU RoHS compliant have a maximum concentration of 0.1% by weight in homogenous materials for lead, hexavalent chromium, mercury, PBB, PBDE, DBP, BBP, DEHP, DIBP, and 0.01% for cadmium, or qualify for an exemption to these limits as defined in the Annexes of Directive 2011/65/EU (RoHS2). Finished electrical and electronic equipment products will be CE marked as required by Directive 2011/65/EU. Components may not be CE marked. Additionally, the part numbers that TE has identified as EU ELV compliant have a maximum concentration of 0.1% by weight in homogenous materials for lead, hexavalent chromium, and mercury, and 0.01% for cadmium, or qualify for an exemption to these limits as defined in the Annexes of Directive 2000/53/EC (ELV). Regarding the REACH Regulation, the information TE provides on SVHC in articles for this part number is based on the latest European Chemicals Agency (ECHA) ‘Guidance on requirements for substances in articles’ posted at this URL: <https://echa.europa.eu/guidance-documents/guidance-on-reach>

Compatible Parts

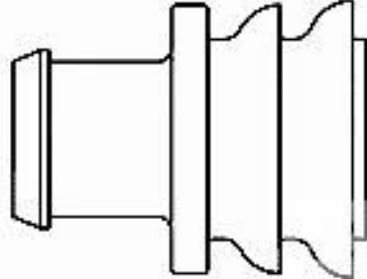


TE Part # 9-1589665-4
302-0004-02 = CLEADFRAME


Customers Also Bought




TE Part #CAT-AM71-CH8172
AMP SUPERSEAL 1.5MM,
CONNECTOR HOUSING




TE Part #281934-2
SINGLE WIRE SEAL




TE Part #CAT-D48-ST273
DEUTSCH Solid Contacts




TE Part #206070-8
CABLE CLAMP KIT #17



TE Part #DT04-2P
REC, 2P, GRY, N



TE Part #DT06-2S
PLG, 2P, GRY, N



TE Part #CAT-D487-W416
Wedgelocks: DEUTSCH DT

Documents

Product Drawings

STM015M6SN = THRU-HOLE

English

CAD Files

3D PDF

3D

Customer View Model

ENG_CVM_CVM_2-1589487-8_T_c-2-1589487-8-t.2d_dxf.zip

English

Customer View Model

ENG_CVM_CVM_2-1589487-8_T_c-2-1589487-8-t.3d_igs.zip

English

Customer View Model

ENG_CVM_CVM_2-1589487-8_T_c-2-1589487-8-t.3d_stp.zip

English

By downloading the CAD file I accept and agree to the [Terms and Conditions](#) of use.



[Datasheets & Catalog Pages](#)
[1589487 Nanonics Cross Reference](#)

English