

Product datasheet

Specifications



inductive sensor XS9 M18 - L64mm
- full SS 303 - Sn20mm - 12..24VDC
- M12

XS918R4PAM12

Main

| | |
|-------------------------------|---|
| Range of product | Telemecanique Inductive proximity sensors XS |
| Series name | Application |
| Sensor type | Inductive proximity sensor |
| Device application | Harsh environment application |
| Sensor name | XS9 |
| Sensor design | Cylindrical M18 |
| Size | 64 mm |
| Body type | Single piece body |
| Enclosure material | Stainless steel 303 |
| Type of output signal | Discrete |
| Wiring technique | 3-wire |
| [Sn] nominal sensing distance | 20 mm |
| Discrete output function | 1 NO |
| Discrete output type | PNP |
| Electrical connection | Male connector M12, 4 pins |
| [Us] rated supply voltage | 12...24 V DC with reverse polarity protection |
| Switching capacity in mA | <= 200 mA with overload and short-circuit protection |
| IP degree of protection | IP69K conforming to DIN 40050 IP68 conforming to IEC 60529 |

Complementary

| | |
|------------------------------------|---------------------|
| Thread type | M18 x 1 |
| Detection face | Frontal |
| Detector flush mounting acceptance | Non flush mountable |
| Material | Stainless steel 303 |
| Front material | Stainless steel 303 |
| Sensing range | > 15...40 mm |
| Operating zone | 0...16 mm |
| Differential travel | 1...15 % of Sr |

| | |
|--------------------------|------------------------------|
| Repeat accuracy | <= 5 % of Sr |
| Output circuit type | DC |
| Status LED | Output state: 1 LED (yellow) |
| Supply voltage limits | 10...30 V DC |
| Maximum residual current | 0.1 mA open state |
| Switching frequency | <= 200 Hz |
| Maximum voltage drop | <2 V (closed) |
| Current consumption | <= 10 mA no-load |
| Maximum delay first up | 40 ms |
| Maximum delay response | 0.00006 ms |
| Maximum delay recovery | 0.015 ms |
| Marking | CE |
| Threaded length | 35 mm |
| Height | 18 mm |
| Length | 64 mm |
| Net weight | 0.051 kg |

Environment

| | |
|---------------------------------------|---|
| Product certifications | cULus |
| Ambient air temperature for operation | -25...70 °C |
| Ambient air temperature for storage | -25...70 °C |
| Vibration resistance | 25 gn amplitude = +/- 1 mm (f = 10...55 Hz) conforming to IEC 60068-2-6 |
| Shock resistance | 30 gn for 11 ms conforming to IEC 60068-2-27 |

Packing Units

| | |
|------------------------------|----------|
| Unit Type of Package 1 | PCE |
| Number of Units in Package 1 | 1 |
| Package 1 Weight | 62.0 g |
| Package 1 Height | 1.8 cm |
| Package 1 width | 21 cm |
| Package 1 Length | 19 cm |
| Unit Type of Package 2 | S01 |
| Number of Units in Package 2 | 25 |
| Package 2 Weight | 1.775 kg |
| Package 2 Height | 15 cm |
| Package 2 width | 15 cm |
| Package 2 Length | 40 cm |

Offer Sustainability

| | |
|-------------------|---|
| REACH Regulation | REACH Declaration |
| EU RoHS Directive | Pro-active compliance (Product out of EU RoHS legal scope) EU RoHS Declaration |
| Mercury free | Yes |

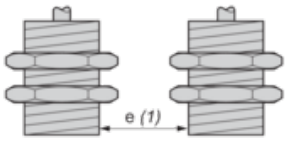
RoHS exemption information Yes

Contractual warranty

Warranty 18 months

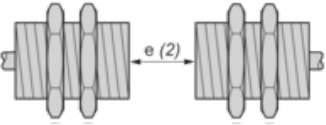
Minimum Mounting Distances

Side by side



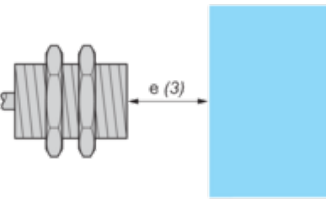
$e (1) \geq 182 \text{ mm}/7.16 \text{ in.}$

Face to face



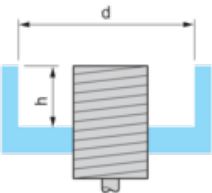
$e (2) \geq 70 \text{ mm}/2.75 \text{ in.}$

Facing a metal object



$e (3) \geq 60 \text{ mm}/2.36 \text{ in.}$

Mounted in a metal support




$d \geq 60 \text{ mm}/2.36 \text{ in.}$

$h \geq 34 \text{ mm}/1.34 \text{ in.}$

Wiring Schemes

M12 connector



PNP

