

SEAF8-XX-05.0-XXX-XX-X-K

LEAD STYLE
-05.0= 5mm

K DOT
(SEE SHT 3, FIG 2)(SEE NOTE 11)
DOT APPLICATOR-KAPTON TAPE

-S: .000030" SELECTIVE GOLD
IN CONTACT AREA,
MATTE TIN ON TAIL

-L: .000010" LIGHT SELECTIVE
GOLD IN CONTACT AREA,
MATTE TIN ON TAIL

** -STL: .000030" SELECTIVE
GOLD IN CONTACT AREA,
MATTE TIN/LEAD ON TAIL

ROW

ROW:
 -04: 4 ROWS
 -06: 6 ROWS
 -08: 8 ROWS (SEE NOTE 10)
 -10: 10 ROWS (SEE NOTE 10)
 ** -12: 12 ROWS

SOLDER COMPOSITION & STYLE

** - 1: 63.0% TIN / 37.0% LEAD CHARGE TAIL
(USE SUB-C-472-05.0-X-1)

-2: 95.5% TIN / 3.8% SILVER/0.7% COPPER
CHARGE TAIL

CHARGE TABLE
(USE SUB-C-265-05.0-X-2)
**-3: 95.5% TIN / 3.8% SILVER/0.7% COPPER

CHARGE TAIL
(USE SUB-C-472-05.0-X-2)

(* = NOT TOOLED)

(** = NOT ENGINEERING APPROVED)

(*** = NOT ENGINEERING APPROVED, NOT
TOOLED FOR -04, -06 & -08 ROWS)

PATENT NUMBER
7837522,
ADDITIONAL
PATENTS
PENDING

TABLE 3

-No. OF ROWS	"G"	"H"	"J"	"Q"
-04	4.30 [0.169]	2.92 [0.115]	1.25 [0.049]	N/A
-06	6.30 [0.248]	4.92 [0.194]	2.25 [0.089]	N/A
-08	8.30 [0.327]	6.92 [0.272]	2.25 [0.089]	N/A
-10	10.30 [0.406]	8.92 [0.351]	2.25 [0.089]	10.46 [0.412]
** -12	12.30 [0.484]	10.92 [0.430]	2.25 [0.089]	12.46 [0.491]

(** = NOT ENGINEERING APPROVED)

TABLE 2



No. OF POS. PER ROW	"A"	"B"	"C"	"D"	"E"	"F"
-10	13.84 [0.545]	10.48 [0.413]	7.20 [0.283]	10.56 [0.416]	9	7.200 [0.2835]
-20	21.84 [0.860]	18.48 [0.728]	15.20 [0.598]	18.56 [0.731]	19	15.200 [0.5984]
-30	29.84 [1.175]	26.48 [1.043]	23.20 [0.913]	26.56 [1.046]	29	23.200 [0.9134]
-40	37.84 [1.490]	34.48 [1.357]	31.20 [1.228]	34.56 [1.361]	39	31.200 [1.2283]
-50	45.84 [1.805]	42.48 [1.672]	39.20 [1.543]	42.56 [1.676]	49	39.200 [1.5433]
***60	53.84 [2.120]	50.48 [1.987]	47.20 [1.858]	50.56 [1.991]	59	47.200 [1.8583]

(*** = NOT ENGINEERING APPROVED, NOT TOOLED FOR -04, -06 & -08 ROWS)

TABLE 1

STACK HEIGHT		
SEAF8 LEAD STYLE	SEAM8 LEAD STYLE	
	-\$02.0	-\$05.0
-05.0	7.0	10.0

NOTES:

1.  REPRESENTS A CRITICAL DIMENSION.
2. MINIMUM PUSH OUT FORCE 1.6N [0.36 LBS.]
3. DIMENSION TO BE MEASURED IN ALL FOUR CORNERS TO THE STAND-OFF.
4. TAPE & REEL WILL BE SUPPLIED WHETHER OR NOT -TR IS SPECIFIED.
5. FOR QUANTITIES UP TO 49 PCS., NO LEADER, TRAILER OR REEL WILL BE SUPPLIED, FOR QUANTITIES OF 50-124 PCS., NO LEADER OR TRAILER WILL BE SUPPLIED, SPLICES MAY BE PRESENT.
6. NOTE DELETED.
7. ATTACH LABEL "SEAX-0001" TO EACH TAPE & REEL PACKAGE.
8.  MAXIMUM ROW TO ROW VARIATION 0.08 [.003], MEASURED FIRST AND LAST POSITIONS ONLY, ALL ROWS.
9. CENTER MACHINE LUGS ON -40, -50 & -60 POSITIONS ONLY.
10. 8 & 10 ROWS ARE RELEASED FOR NITROGEN ENVIRONMENT PROCESSING ONLY. NOT RECOMMENDED FOR AIR ONLY PROCESSING.
11. K DOT WILL BE SUPPLIED WHETHER OR NOT -K IS SPECIFIED.
12. MEASURE DIMENSION OFF PEAK OF SOLDER CHARGE END.

UNLESS OTHERWISE SPECIFIED,
DIMENSIONS ARE IN MILLIMETERS [INCHES]

TOLERANCES ARE:

DECIMALS	ANGLES
X.X: ± 0.3 [.01]	2°
X.XX: ± 0.13 [.005]	
X.XXX: ± 0.05 [.0020]	

* PROPRIETARY NOTE

THIS DOCUMENT CONTAINS CONFIDENTIAL AND PROPRIETARY INFORMATION AND ALL DESIGN, MANUFACTURING, REPRODUCTION, USE, PATENT RIGHTS AND SALES RIGHTS ARE EXPRESSLY RESERVED BY SAMTEC, INC. THIS DOCUMENT SHALL NOT BE DISCLOSED, IN WHOLE OR PART, TO ANY UNAUTHORIZED PERSON OR ENTITY NOR REPRODUCED, TRANSFERRED OR INCORPORATED IN ANY OTHER PROJECT IN ANY MANNER WITHOUT THE EXPRESS WRITTEN CONSENT OF SAMTEC, INC.

MATERIAL:

INSULATOR: LCP, COLOR BLACK
CONTACT: COPPER ALLOY

DO NOT SCALE DRAWING

SHEET SCALE: 2:1

DESCRIPTION:	
--------------	--

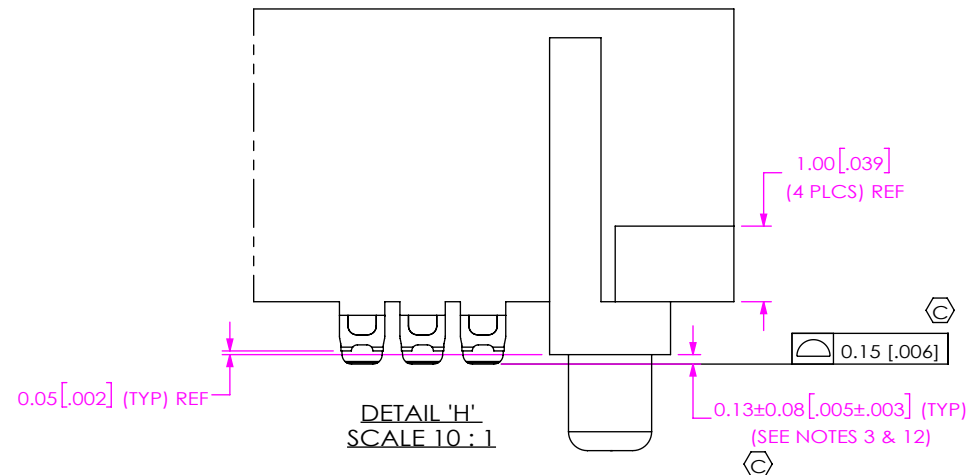
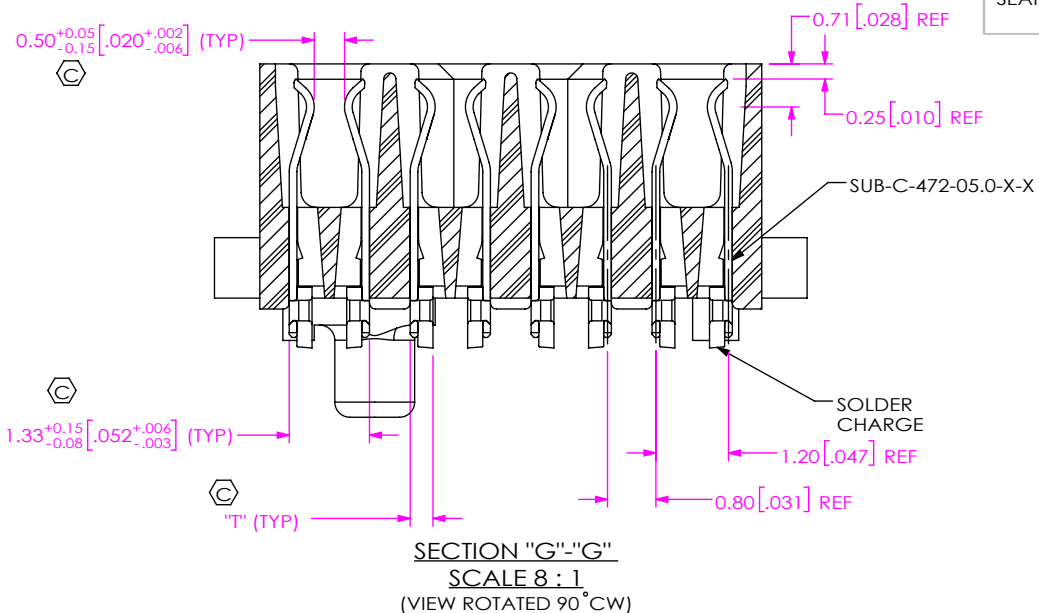
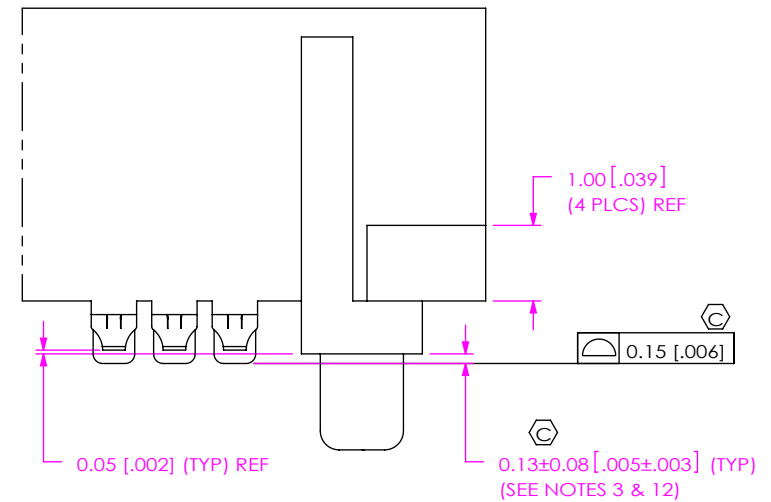
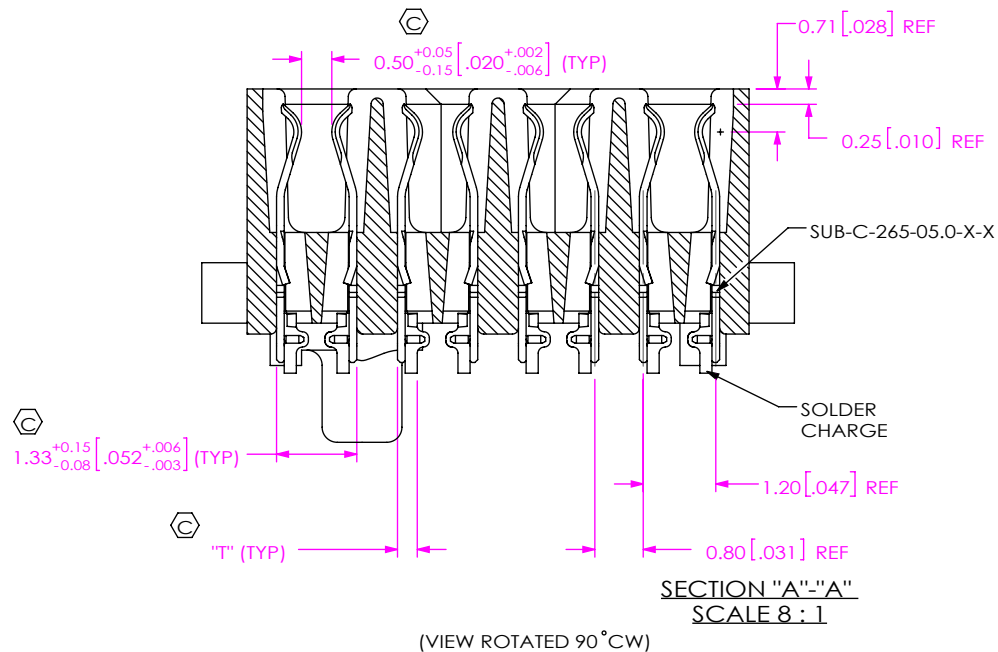
0.8MM PITCH SOCKET ARRAY ASSY

DWG. NO.

SEAF8-XX-05.0-XXX-XX-X-K

BY: M MURILLO 01/09/09 SHEET 1 OF 4

F:\dwg\misc\mktg\SEAF8-XX-05.0-XXX-XX-X-K-MKT.sldrw



PROPRIETARY NOTE
THIS DOCUMENT CONTAINS CONFIDENTIAL AND PROPRIETARY INFORMATION AND ALL DESIGN, MANUFACTURING, REPRODUCTION, USE, PATENT RIGHTS AND SALES RIGHTS ARE EXPRESSLY RESERVED BY SAMTEC, INC. THIS DOCUMENT SHALL NOT BE DISCLOSED, IN WHOLE OR PART, TO ANY UNAUTHORIZED PERSON OR ENTITY NOR REPRODUCED, TRANSFERRED OR INCORPORATED IN ANY OTHER PROJECT IN ANY MANNER WITHOUT THE EXPRESS WRITTEN CONSENT OF SAMTEC, INC.

DO NOT SCALE DRAWING

SHEET SCALE: 2:1

samtec

520 PARK EAST BLVD, NEW ALBANY, IN 47150
PHONE: 812-944-6733 FAX: 812-948-5047
e-Mail info@SAMTEC.com code 55322

DESCRIPTION:
0.8MM PITCH SOCKET ARRAY ASSY

DWG. NO.
SEAF8-XX-05.0-XXX-XX-X-K

BY: M MURILLO 01/09/09 SHEET 2 OF 4

TABLE 6

SOLDER STYLE	ROW	POSITION	CONTACT SUB ASSY	"T"
**_1	ALL	ALL	SUB-C-472-05.0-X-1	0.38 [0.015]
-2	-04 THRU -10	-10 THRU -50	SUB-C-265-05.0-X-2	0.33 [0.013]
**_3	ALL	ALL	SUB-C-472-05.0-X-2	0.38 [0.015]

**=NOT ENGINEERING APPROVED

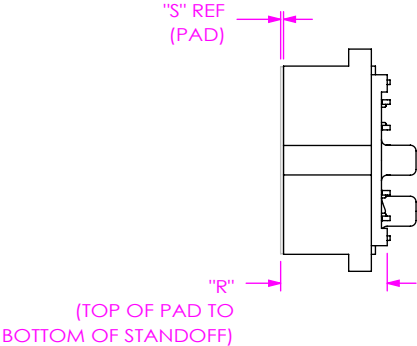
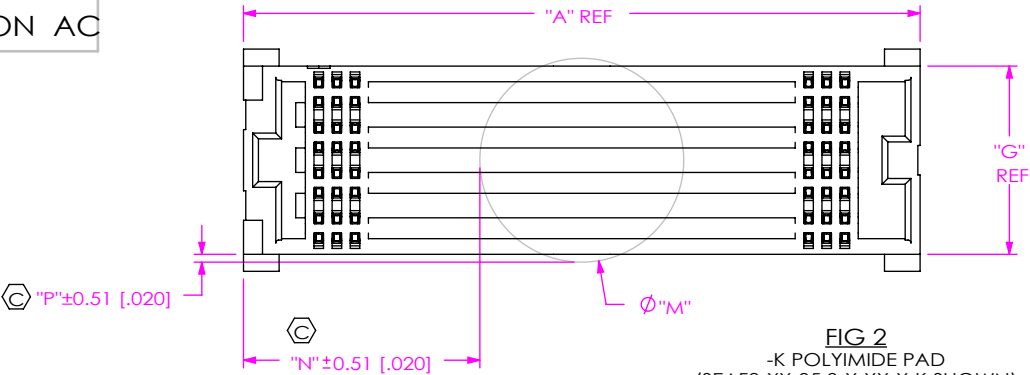


FIG 2
-K POLYIMIDE PAD
(SEAF8-XX-05.0-X-XX-X-K SHOWN)
(SOME CENTER FEATURES REMOVED FOR CLARITY)

TABLE 5		
-No. OF ROWS	K-DOT #	"S"
-04	K-DOT-.217-.313-.005	0.13 [.005]
-06	K-DOT-.295-.406-.005	0.13 [.005]
-08	K-DOT-.354-.469-.005	0.13 [.005]
-10	K-DOT-.460-.550-.005	0.13 [.005]
** -12	K-DOT-.551-.625-.010	0.25 [.010]

(** = NOT ENGINEERING APPROVED)

TABLE 4									
-No. OF ROWS	Ø "M"	"N"						"P"	"R"
		10 POS	20 POS	30 POS	40 POS	50 POS	60 POS		
-04	5.51 [.217]	4.17 [.164]	8.17 [.321]	12.17 [.479]	16.17 [.636]	20.17 [.794]	24.17 [.951]	0.61 [.024]	4.70 [.185]
-06	7.49 [.295]	3.18 [.125]	7.18 [.282]	11.18 [.440]	15.18 [.597]	19.18 [.755]	23.18 [.912]	0.60 [.023]	4.70 [.185]
-08	8.99 [.354]	2.43 [.095]	6.43 [.253]	10.43 [.410]	14.43 [.568]	18.43 [.725]	22.43 [.883]	0.35 [.014]	4.70 [.185]
-10	11.68 [.460]	1.08 [.043]	5.08 [.200]	9.08 [.357]	13.08 [.515]	17.08 [.672]	21.08 [.830]	0.69 [.027]	4.70 [.185]
** -12	13.99 [.551]	0.08 [.003]	3.92 [.154]	7.93 [.312]	11.93 [.469]	15.93 [.627]	19.93 [.784]	0.85 [.033]	4.83 [.190]

(** = NOT ENGINEERING APPROVED)

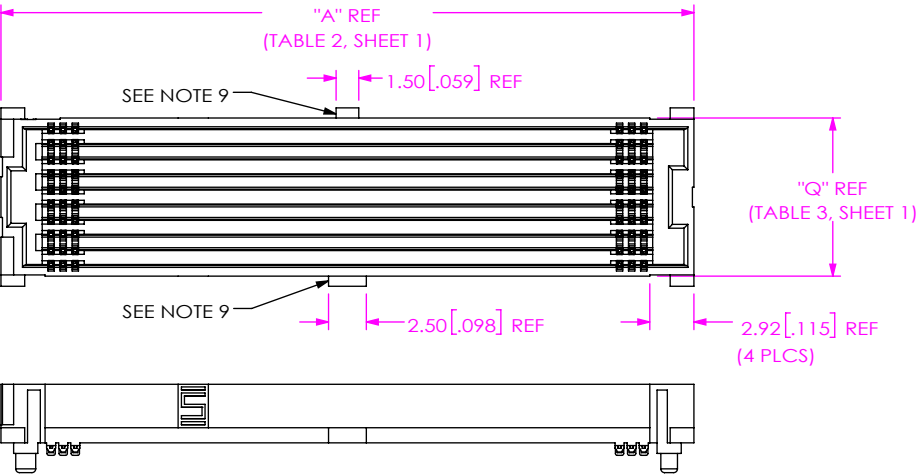
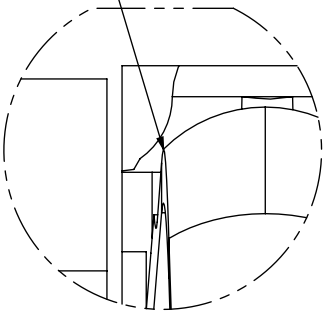
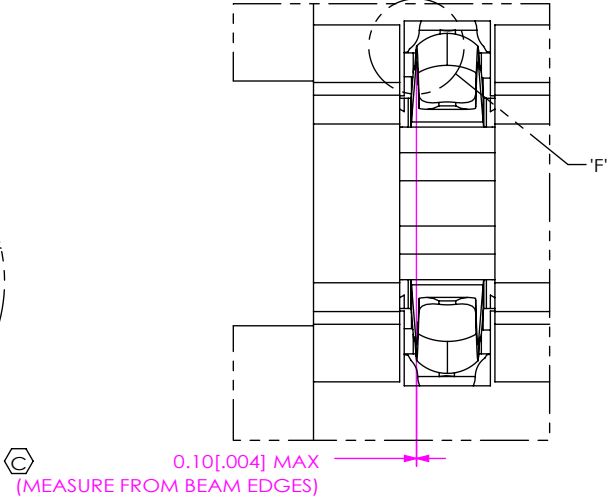


FIG 3
(SEAF8-50-05.0-X-10-X-K SHOWN)
(SOME CENTER FEATURES REMOVED FOR CLARITY)
(SAME AS FIG 1, EXCEPT AS SHOWN)

MEASUREMENTS TAKEN AT EDGE OF CONTACT



DETAIL 'F'
SCALE 100 : 1



0.10 [.004] MAX
(MEASURE FROM BEAM EDGES)

F:\dwg\misc\mktg\SEAF8-XX-05.0-XXX-XX-X-K-MKT.slddrw

PROPRIETARY NOTE
THIS DOCUMENT CONTAINS CONFIDENTIAL AND PROPRIETARY INFORMATION AND ALL DESIGN, MANUFACTURING, REPRODUCTION, USE, PATENT RIGHTS AND SALES RIGHTS ARE EXPRESSLY RESERVED BY SAMTEC, INC. THIS DOCUMENT SHALL NOT BE DISCLOSED, IN WHOLE OR PART, TO ANY UNAUTHORIZED PERSON OR ENTITY NOR REPRODUCED, TRANSFERRED OR INCORPORATED IN ANY OTHER PROJECT IN ANY MANNER WITHOUT THE EXPRESS WRITTEN CONSENT OF SAMTEC, INC.

DO NOT SCALE DRAWING

SHEET SCALE: 2:1

samtec

520 PARK EAST BLVD, NEW ALBANY, IN 47150
PHONE: 812-944-6733 FAX: 812-948-5047
e-Mail: info@SAMTEC.com code 55322

DESCRIPTION:
0.8MM PITCH SOCKET ARRAY ASSY

DWG. NO.
SEAF8-XX-05.0-XXX-XX-X-K

BY: M MURILLO 01/09/09 SHEET 3 OF 4

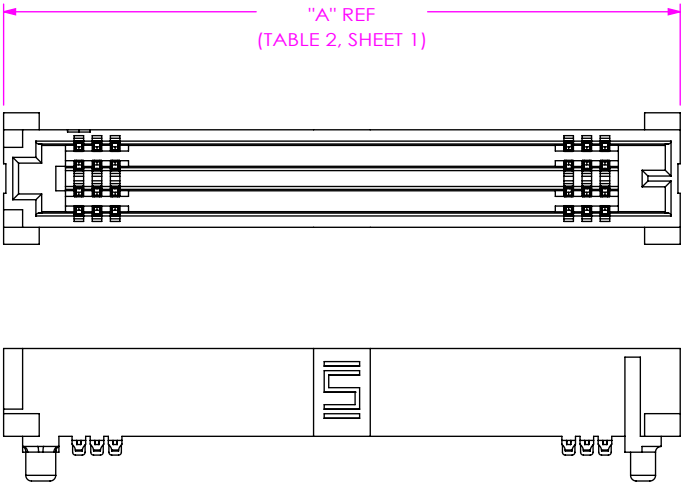


FIG 4
(SEAF8-30-05.0-X-04-X-K SHOWN)
(SOME CENTER FEATURES REMOVED FOR CLARITY)
(SAME AS FIG 1, EXCEPT AS SHOWN)

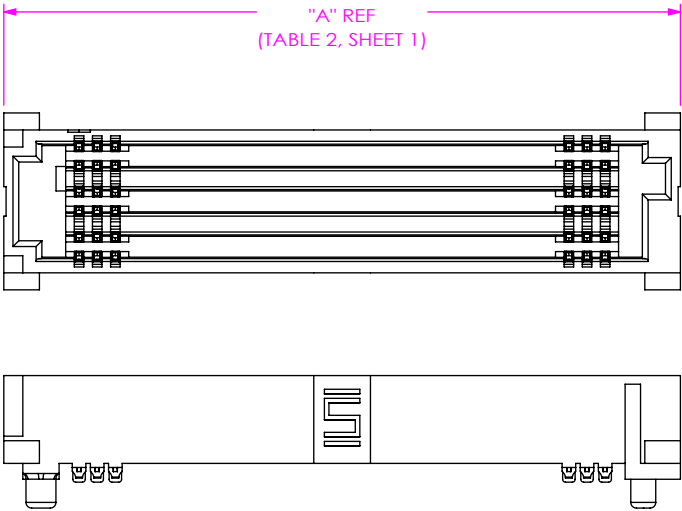


FIG 5
(SEAF8-30-05.0-X-06-X-K SHOWN)
(SOME CENTER FEATURES REMOVED FOR CLARITY)
(SAME AS FIG 1, EXCEPT AS SHOWN)

<p>PROPRIETARY NOTE</p> <p>THIS DOCUMENT CONTAINS CONFIDENTIAL AND PROPRIETARY INFORMATION AND ALL DESIGN, MANUFACTURING, REPRODUCTION, USE, PATENT RIGHTS AND SALES RIGHTS ARE EXPRESSLY RESERVED BY SAMTEC, INC. THIS DOCUMENT SHALL NOT BE DISCLOSED, IN WHOLE OR PART, TO ANY UNAUTHORIZED PERSON OR ENTITY NOR REPRODUCED, TRANSFERRED OR INCORPORATED IN ANY OTHER PROJECT IN ANY MANNER WITHOUT THE EXPRESS WRITTEN CONSENT OF SAMTEC, INC.</p> <p>DO NOT SCALE DRAWING</p> <p>SHEET SCALE: 2:1</p>	 <p>520 PARK EAST BLVD, NEW ALBANY, IN 47150 PHONE: 812-944-6733 FAX: 812-948-5047 e-Mail info@SAMTEC.com code 55322</p>	
	DESCRIPTION: 0.8MM PITCH SOCKET ARRAY ASSY	
	DWG. NO. SEAF8-XX-05.0-XXX-XX-X-K	
	BY: M MURILLO	01/09/09