

# Forte FR Carbon Steel



## INDEX

[Leaflet](#)  
[Technical Drawings](#)

## WEB LINKS

[Forte FR – Carbon Steel Information Page](#)  
[Ask a question / Send us an enquiry](#)  
[Information about B&R](#)  
[Local Sales Team Phone Numbers](#)

## Forte FR – Carbon Steel



### Features

- Protection rating – IP65
- 110° door opening for ease of access
- 2mm steel mounting pan
- Punched holes on rear for wall mounting
- Foamed in place polyurethane gasket



#### OVERVIEW

The Forte FR is a range of general purpose enclosures often used to house switchgear or components in a variety of applications. This range is manufactured from carbon steel and has been designed to be wall mounted quickly and easily.

#### APPLICATION

Typical installations are for industrial automation and process control applications.

#### MATERIALS

- Body – Carbon steel
- Body thickness – 1.2 / 1.6mm
- Gasket – FIP Polyurethane
- Surface finish – Powdercoated RAL7035

#### INCLUSIONS

- Wall mount brackets
- 2mm steel mounting pan
- Gland plates (200mm deep and above)
- 7mm square turnbuckle lock (NI020)
- Earth strap kit



# Forte FR – Carbon Steel

## SELECTION GUIDE

Catalogue No.	Dimensions (mm)				Mounting Pan (mm)		Door Rails		Fixing points*	No of locks	Weight (kg)	
	Height	Width	Depth	Usable Depth	Thk.	Height	Width	Vertical				Horizontal
FR030212	300	200	120	100	1.2	250	150			4	1	3.7
FR030215	300	200	150	130	1.2	250	150			4	1	3.9
FR030315	300	300	150	130	1.2	250	250			4	1	5.3
FR040315	400	300	150	130	1.2	350	250			4	1	6.7
FR030415	300	400	150	130	1.2	250	350			4	1	6.7
FR030320	300	300	200	180	1.6	250	250			4	1	6.5
FR040320	400	300	200	180	1.6	350	250			4	1	7.5
FR050320	500	300	200	180	1.6	450	250			4	1	9.0
FR060320	600	300	200	180	1.6	550	250			4	1	13.0
FR030420	300	400	200	180	1.6	250	350			4	1	7.4
FR040420	400	400	200	180	1.6	350	350			4	1	11.8
FR050420	500	400	200	180	1.6	450	350			4	1	14.3
FR060420	600	400	200	180	1.6	550	350			4	1	16.7
FR070420	700	400	200	180	1.6	650	350			4	2	17.1
FR050520	500	500	200	180	1.6	450	450			4	2	17.0
FR060620	600	600	200	180	1.6	550	550			4	1	23.2
FR080620**	800	600	200	180	1.6	750	550	•		4	1	29.9
FR040430	400	400	300	280	1.6	350	350			4	1	14.1
FR060430	600	400	300	280	1.6	550	350			4	1	19.5
FR050530	500	500	300	280	1.6	450	450			4	2	19.9
FR060630	600	600	300	280	1.6	550	550			4	2	26.6
FR080630	800	600	300	280	1.6	750	550	•		4	2	33.9
FR100630	1000	600	300	280	1.6	950	550	•		6	2	41.2
FR120630	1200	600	300	280	1.6	1150	550	•		6	2	42.0
FR100830#	1000	800	300	280	1.6	950	750		•	6	2	51.8
FR120830#	1200	800	300	280	1.6	1150	750		•	6	2	61.0
FR100840#	1000	800	400	380	1.6	950	750		•	6	2	63.0
FR120840#	1200	800	400	380	1.6	1150	750		•	6	2	65.0

\* Suits M8 fixings

\*\* Vertical door rail option

# Horizontal or vertical door rail option

## ACCESSORIES

Product	Description	Catalogue No.
Vent kit – external	130 x 130mm	IPVK/LG



Vent Kit

### National Sales

P 1300 Enclosures (1300 362 567)

F 1300 796 599

E sales@brencllosures.com.au

brencllosures.com.au

Queensland P +61 7 3714 1111

Nth Queensland P +61 7 4727 1900

New South Wales P +61 2 9915 9555

Newcastle P +61 2 4961 4433

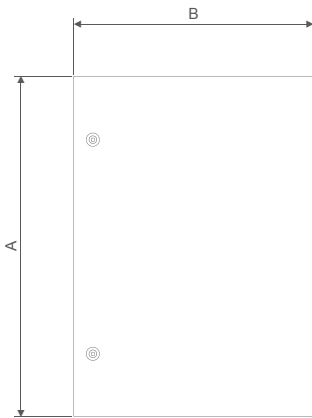
Victoria P +61 3 9552 0552

South Australia P +61 8 8417 6222

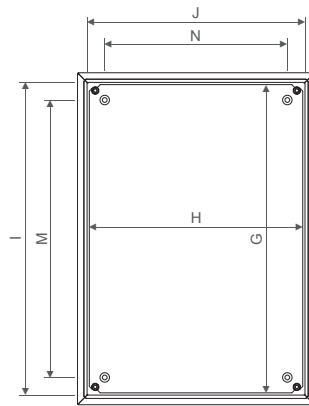
Western Australia P +61 8 6310 4777



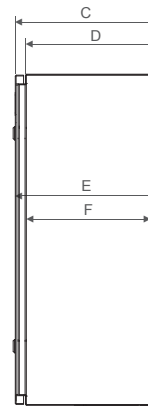
# Technical Drawings



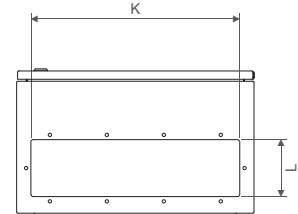
Front View



Front View With Internals



Side View With Internals



Bottom View

Dimensions (mm)

Catalogue No.	External			Internal Depth		Mounting Pan		Opening Size		Gland plate		Fixing Centres			Fixing Points	No of Locks	
	A	B	C	D	E	F	G	H	I	J	K	L	M	N			O
FR030212	300	200	120	98	116	71	250	150	265	165	-	-	185	85	-	4	1
FR030215	300	200	150	128	146	101	250	150	265	165	-	-	185	85	-	4	1
FR030315	300	300	150	128	146	101	250	250	265	265	-	-	185	185	-	4	1
FR040315	400	300	150	128	146	101	350	250	365	265	-	-	285	185	-	4	1
FR030415	300	400	150	128	146	101	250	350	265	365	-	-	185	285	-	4	1
FR030320	300	300	200	178	196	151	250	250	265	265	250	120	185	185	-	4	1
FR030420	300	400	200	178	196	151	250	350	265	365	250	120	185	285	-	4	1
FR040320	400	300	200	178	196	151	350	250	365	265	250	120	285	185	-	4	1
FR040420	400	400	200	178	196	151	350	350	365	365	250	120	285	285	-	4	1
FR050320	500	300	200	178	196	151	450	250	465	265	250	120	385	185	-	4	1
FR050420	500	400	200	178	196	151	450	350	465	365	250	120	385	285	-	4	1
FR050520	500	500	200	178	196	151	450	450	465	465	440	120	385	385	-	4	1
FR060320	600	300	200	178	196	151	550	250	565	265	250	120	485	185	-	4	1
FR060420	600	400	200	178	196	151	550	350	565	365	250	120	485	285	-	4	1
FR060620	600	600	200	178	196	151	550	550	565	565	440	120	485	485	-	4	1
FR070420	700	400	200	178	196	151	650	350	665	365	250	120	585	285	-	4	2
FR080620	800	600	200	178	196	151	750	550	765	565	440	120	685	485	-	4	2
FR040430	400	400	300	278	296	251	350	350	365	365	250	120	285	285	-	4	1
FR050530	500	500	300	278	296	251	450	450	465	465	440	120	385	385	-	4	1
FR060430	600	400	300	278	296	251	550	350	565	365	250	120	485	285	-	4	1
FR060630	600	600	300	278	296	251	550	550	565	565	440	120	485	485	-	4	1
FR080630	800	600	300	278	296	251	750	550	765	565	440	120	685	485	-	4	2
FR100630	1000	600	300	278	296	251	950	550	965	565	440	120	885	485	442.5	6	2
FR120630	1200	600	300	278	296	251	1150	550	1165	565	440	120	1085	485	542.5	6	2
FR100830	1000	800	300	278	296	251	950	750	965	765	440	120	885	685	442.5	6	2
FR120830	1200	800	300	278	296	251	1150	750	1165	765	440	120	1085	685	542.5	6	2
FR100840	1000	800	400	378	396	351	950	750	965	765	440	120	885	685	442.5	6	2
FR120840	1200	800	400	378	396	351	1150	750	1165	765	440	120	1085	685	542.5	6	2