



Connectors > RF Connectors > Coax Connectors > BNC RF Connector: Plug Kit, Straight, 4 GHz, Military Grade



RF Interface: **BNC**

RF Connector Style: **Plug**

RF Connector Mated Outer Diameter (Approximate): **14.53 mm [.572 in]**

Impedance: **50 Ω**

Compatible With RF Cable Type: **RG 58, RG 58A, RG 58B, RG 58C**

[All BNC RF Connector: Plug Kit, Straight, 4 GHz, Military Grade \(0\)](#)

Features

Product Type Features

Connector Seal & Plug Type	Gasket
Connector Shape	Circular
RF Interface	BNC
RF Connector Style	Plug
Compatible With RF Cable Type	RG 58, RG 58A, RG 58B, RG 58C
Connector System	Cable-to-Cable
Sealable	Yes
Connector & Contact Terminates To	Wire & Cable

Configuration Features

Number of Positions	1
Number of Coaxial Contacts	1

Electrical Characteristics

Impedance	50 Ω
-----------	------



Body Features

Cable Connector Orientation	Straight
Body Material	Brass
Body Material Finish	Plated
Body Plating Material	Silver

Contact Features

Crimp Type	Single Crimp
RF Connector Center Contact Underplating Material	Nickel
	889 μin
RF Connector Center Contact Plating Material	Gold (Au)
RF Connector Center Contact Material	Brass

Termination Features

Termination Method to Wire & Cable	Crimp
------------------------------------	-------

Mechanical Attachment

RF Connector Coupling Mechanism	Push-On
Detent	Without

Dimensions

RF Connector Mated Outer Diameter (Approximate)	14.53 mm[.572 in]
---	-------------------

Usage Conditions

Insulation Option	Uninsulated
-------------------	-------------

Operation/Application

Operating Frequency	4 GHz
---------------------	-------

Packaging Features


Packaging Method	Bag
------------------	-----

Other

Coupling Nut Base Material	Brass
Grade	Military
Dielectric Material	PTFE

Product Compliance

For compliance documentation, visit the product page on TE.com>






EU RoHS Directive 2011/65/EU	Compliant with Exemptions
EU ELV Directive 2000/53/EC	Compliant with Exemptions
China RoHS 2 Directive MIIT Order No 32, 2016	Restricted Materials Above Threshold
EU REACH Regulation (EC) No. 1907/2006	Current ECHA Candidate List: JAN 2025 (247) Candidate List Declared Against: JUN 2016 (169) SVHC > Threshold: Not Yet Reviewed
Halogen Content	Not Yet Reviewed for halogen content
Solder Process Capability	Not applicable for solder process capability


Product Compliance Disclaimer

This information is provided based on reasonable inquiry of our suppliers and represents our current actual knowledge based on the information they provided. This information is subject to change. The part numbers that TE has identified as EU RoHS compliant have a maximum concentration of 0.1% by weight in homogenous materials for lead, hexavalent chromium, mercury, PBB, PBDE, DBP, BBP, DEHP, DIBP, and 0.01% for cadmium, or qualify for an exemption to these limits as defined in the Annexes of Directive 2011/65/EU (RoHS2). Finished electrical and electronic equipment products will be CE marked as required by Directive 2011/65/EU. Components may not be CE marked. Additionally, the part numbers that TE has identified as EU ELV compliant have a maximum concentration of 0.1% by weight in homogenous materials for lead, hexavalent chromium, and mercury, and 0.01% for cadmium, or qualify for an exemption to these limits as defined in the Annexes of Directive 2000/53/EC (ELV). Regarding the REACH Regulations, TE's information on SVHC in articles for this part number is still based on the European Chemical Agency (ECHA) 'Guidance on requirements for substances in articles'(Version: 2, April 2011), applying the 0.1% weight on weight concentration threshold at the finished product level. TE is aware of the European Court of Justice ruling of September 10th, 2015 also known as O5A (Once An Article Always An Article) stating that, in case of 'complex object', the threshold for a SVHC must be applied to both the product as a whole and simultaneously to each of the articles forming part of its composition. TE has evaluated this ruling based on the new ECHA "Guidance on requirements for substances in articles" (June 2017, version 4.0) and will be updating its statements accordingly.


Customers Also Bought




TE Part #3-87456-8
44 MODIV HSG DR MRKD .100CL




TE Part #5227161-7
RTANG JACK W/MTG PINS, BNC PCB




TE Part #88017-6
FFC RCPT CONTACT L.P.




TE Part #5-1393104-7
KRPA-11DY-24=KRPA




TE Part #F15113-000
TMS-SCE-2X-1K-3/32-9



TE Part #YDTS26W11-98SNV001
PLUG ASSY



TE Part #4-1393123-1
KHU-17D11-24=KH



TE Part #1991253-9
9 WAY LOW COST D SUB BACKSHELL



Documents

Product Drawings

BNC PLUG KIT

English

CAD Files

3D PDF

3D

Customer View Model

ENG_CVM_CVM_2-329444-1_N.2d_dxf.zip

English

Customer View Model

ENG_CVM_CVM_2-329444-1_N.3d_igs.zip

English

Customer View Model

ENG_CVM_CVM_2-329444-1_N.3d_stp.zip

English

By downloading the CAD file I accept and agree to the [Terms and Conditions](#) of use.