

## Base strip - EMSTBV 2,5/ 8-GF-5,08 - 1915275

Please be informed that the data shown in this PDF Document is generated from our Online Catalog. Please find the complete data in the user's documentation. Our General Terms of Use for Downloads are valid (<http://phoenixcontact.com/download>)

Header, Nominal current: 12 A, Rated voltage (III/2): 320 V, Number of positions: 8, Pitch: 5.08 mm, Color: green, Contact surface: Tin, Mounting: Press-in




The figure shows a 10-position version of the product

### Why buy this product

- Press-in tools available on request
- Pin strips with ERNI-PRESS flexible press-in zone
- Processing according to EN 60352-5



### Key commercial data

Packing unit	50 pc
Minimum order quantity	50 pc
GTIN	 4 017918 182090
Weight per Piece (excluding packing)	4.49 g
Custom tariff number	85366990
Country of origin	Germany

### Technical data

#### Dimensions

Length	8.6 mm
Pitch	5.08 mm
Dimension a	35.56 mm
Pin dimensions	1,7 mm
Hole diameter	1.75 mm

#### General

Range of articles	EMSTBV 2,5/..-GF
Insulating material group	IIIa
Rated surge voltage (III/3)	4 kV
Rated surge voltage (III/2)	4 kV

# Base strip - EMSTBV 2,5/ 8-GF-5,08 - 1915275

## Technical data

### General

Rated surge voltage (II/2)	4 kV
Rated voltage (III/3)	200 V
Rated voltage (III/2)	320 V
Rated voltage (II/2)	320 V
Connection in acc. with standard	EN-VDE
Nominal current I <sub>N</sub>	12 A
Maximum load current	12 A
Insulating material	PBT
Inflammability class according to UL 94	V0
Color	green
Number of positions	8

## Classifications

### eCl@ss

eCl@ss 4.0	272607xx
eCl@ss 4.1	27260701
eCl@ss 5.0	27260701
eCl@ss 5.1	27260701
eCl@ss 6.0	27260704
eCl@ss 7.0	27440402
eCl@ss 8.0	27440402

### ETIM

ETIM 3.0	EC001121
ETIM 4.0	EC002637
ETIM 5.0	EC002637

### UNSPSC

UNSPSC 6.01	30211810
UNSPSC 7.0901	39121409
UNSPSC 11	39121409
UNSPSC 12.01	39121409
UNSPSC 13.2	39121409

## Approvals

### Approvals

### Approvals

UL Recognized / VDE Gutachten mit Fertigungsüberwachung / cUL Recognized / IECCE CB Scheme / CCA / EAC / cULus Recognized

# Base strip - EMSTBV 2,5/ 8-GF-5,08 - 1915275

## Approvals

---


Ex Approvals


---


Approvals submitted


---

## Approval details

UL Recognized 		
	B	D
Nominal current IN	12 A	10 A
Nominal voltage UN	300 V	300 V

VDE Gutachten mit Fertigungsüberwachung 	
Nominal current IN	12 A
Nominal voltage UN	250 V

cUL Recognized 		
	B	D
Nominal current IN	12 A	10 A
Nominal voltage UN	300 V	300 V

IECEE CB Scheme 	
Nominal current IN	12 A
Nominal voltage UN	250 V

CCA	
Nominal current IN	12 A
Nominal voltage UN	250 V

## Base strip - EMSTBV 2,5/ 8-GF-5,08 - 1915275

### Approvals

EAC

cULus Recognized  US

### Accessories

#### Accessories

#### Coding element

Coding star - CR-MSTB - 1734401



Coding section, inserted into the recess in the header or the inverted plug, red insulating material

#### Filler plug

Accessories - MSTB-BL - 1755477



Keying cap, for forming sections, plugs onto header pin, green insulating material

#### Labeled terminal marker

Marker card - SK 5,08/3,8:FORTL.ZAHLEN - 0804293



Marker card, Card, white, labeled, Horizontal: Consecutive numbers 1 - 10, 11 - 20, etc. up to 91 - (99)100, Mounting type: Adhesive, for terminal block width: 5.08 mm, Lettering field: 5.08 x 3.8 mm

#### Mounting material

## Base strip - EMSTBV 2,5/ 8-GF-5,08 - 1915275

### Accessories

Assembly adapters - EMSTBVA 2,5-SS-1-5,08 - 1877216



Stamp set, consisting of an upper and lower stamp, upper stamp: 2 to 16-pos., lower stamp: 2 to 24-pos., pitch: 5.08 mm

---

Accessories - EMSTBVA 2,5-SS-2-5,08 - 1877229

Stamp set, consisting of an upper and lower stamp, upper stamp: 17 to 24-pos., lower stamp: 2 to 24-pos., pitch: 5.08 mm

---

Accessories - EMSTB 2,5-SH - 1877203



Stamp holder, for upper and lower stamp

---

- EMSTBVA 2,5-SS-3-5,0 - 1914810

Stamp set, consisting of an upper and lower stamp, upper stamp: 17 to 24-pos., lower stamp: 2 to 24-pos., pitch: 5.0 mm

---

### Additional products


Printed-circuit board connector - MVSTBW 2,5/ 8-STF-5,08 - 1834961



Plug component, Nominal current: 12 A, Rated voltage (III/2): 320 V, Number of positions: 8, Pitch: 5.08 mm, Connection method: Screw connection, Color: green, Contact surface: Tin

---

Printed-circuit board connector - FKCVR 2,5/ 8-STF-5,08 - 1874167



Plug component, Nominal current: 12 A, Rated voltage (III/2): 320 V, Number of positions: 8, Pitch: 5.08 mm, Connection method: Spring-cage connection, Color: green, Contact surface: Tin

---

## Base strip - EMSTBV 2,5/ 8-GF-5,08 - 1915275

### Accessories

Printed-circuit board connector - FKCT 2,5/ 8-STF-5,08 - 1902369

Plug component, Nominal current: 12 A, Rated voltage (III/2): 320 V, Number of positions: 8, Pitch: 5.08 mm, Connection method: Spring-cage connection, Color: green, Contact surface: Tin



Printed-circuit board connector - FRONT-MSTB 2,5/ 8-STF-5,08 - 1777798

Plug component, Nominal current: 12 A, Rated voltage (III/2): 320 V, Number of positions: 8, Pitch: 5.08 mm, Connection method: Screw connection, Color: green, Contact surface: Tin



Printed-circuit board connector - MSTB 2,5/ 8-STF-5,08 - 1778043

Plug component, Nominal current: 12 A, Rated voltage (III/2): 320 V, Number of positions: 8, Pitch: 5.08 mm, Connection method: Screw connection, Color: green, Contact surface: Tin



Plug - MSTBT 2,5/ 8-STF-5,08 - 1804661

Plug component, Nominal current: 12 A, Rated voltage (III/2): 320 V, Number of positions: 8, Pitch: 5.08 mm, Connection method: Screw connection, Color: green, Contact surface: Tin



Printed-circuit board connector - QC 1/ 8-STF-5,08 - 1883417


Plug component, Nominal current: 10 A, Rated voltage (III/2): 630 V, Number of positions: 8, Pitch: 5.08 mm, Connection method: Insulation displacement connection QUICKON, Color: green, Contact surface: Tin



## Base strip - EMSTBV 2,5/ 8-GF-5,08 - 1915275

### Accessories

#### Printed-circuit board connector - FKCVW 2,5/ 8-STF-5,08 - 1873867



Plug component, Nominal current: 12 A, Rated voltage (III/2): 320 V, Number of positions: 8, Pitch: 5.08 mm, Connection method: Spring-cage connection, Color: green, Contact surface: Tin

#### Printed-circuit board connector - TMSTBP 2,5/ 8-STF-5,08 - 1853162



Plug component, Nominal current: 12 A, Rated voltage (III/2): 320 V, Number of positions: 8, Pitch: 5.08 mm, Connection method: Screw connection, Color: green, Contact surface: Tin, The plug allows conductors to be looped through from module to module.

#### Printed-circuit board connector - MVSTBR 2,5/ 8-STF-5,08 - 1835151



Plug component, Nominal current: 12 A, Rated voltage (III/2): 320 V, Number of positions: 8, Pitch: 5.08 mm, Connection method: Screw connection, Color: green, Contact surface: Tin

#### Printed-circuit board connector - MSTBC 2,5/ 8-STZF-5,08 - 1809792



Plug component, Nominal current: 12 A, Rated voltage (III/2): 320 V, Number of positions: 8, Pitch: 5.08 mm, Connection method: Crimp connection, Color: green, Corresponding female crimp contacts with current [A] and conductor cross section range [mm<sup>2</sup>] data: 10A/MSTBC-MT 0,5-1,0 (3190564); 10A/MSTBC-MT 0,5-1,0 BA (3190645); 12A/MSTBC-MT 1,5-2,5 (3190551); 12A/MSTBC-MT 1,5-2,5 BA (3190658). BA = Bandkontakte

#### Printed-circuit board connector - FKC 2,5/ 8-STF-5,08 - 1873265

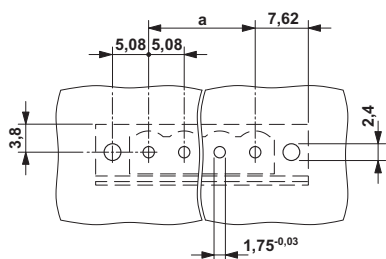


Plug component, Nominal current: 12 A, Rated voltage (III/2): 320 V, Number of positions: 8, Pitch: 5.08 mm, Connection method: Spring-cage connection, Color: green, Contact surface: Tin

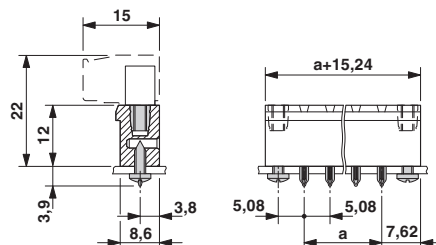
### Drawings

# Base strip - EMSTBV 2,5/ 8-GF-5,08 - 1915275

Drilling diagram

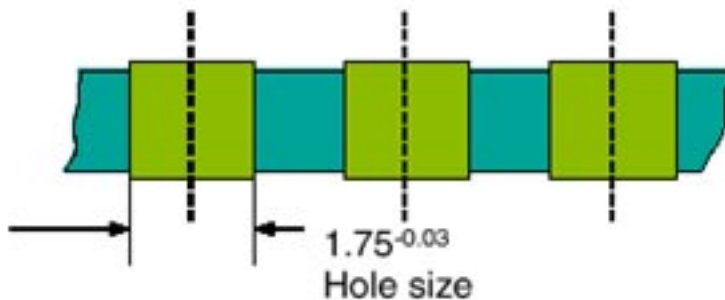


Dimensioned drawing



Drilling diagram

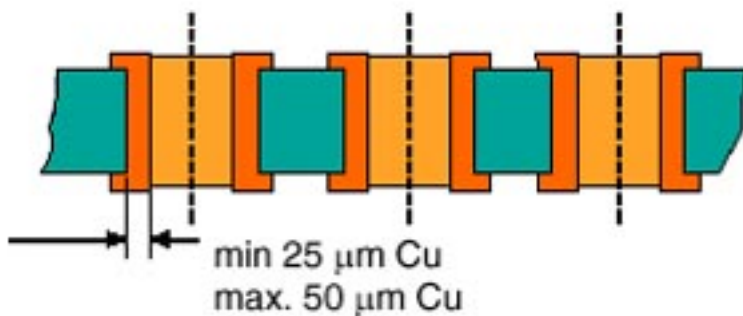
**Bore hole in the basic material,**  
mostly epoxy glass fabric FR4 or EP-GC



**Bore hole with Cu ferrule**

Drilling diagram

**Bore hole with Cu ferrule**



# Base strip - EMSTBV 2,5/ 8-GF-5,08 - 1915275

Drilling diagram

## Plated-through bore hole with Sn/SnPb

