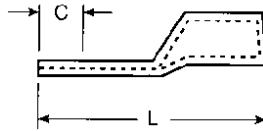



AMPOWER III Terminals and Splices are easily crimpable in a large number of indent and hex-crimp type tooling in use today. For detailed test results please contact AMP.

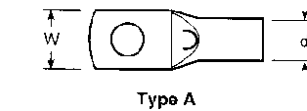
Product Facts

- Wire sizes 10-300 mm²
- Tube type terminal made from highly conductive electrolytic copper with a bright tin finish offers outstanding resistance to oxidation and corrosion.
- Designed for use with both rigid stranded (Class 2) and flexible (Class 6) wires.
- Accepts IEC 228 and IEC 719 designated cables.
- Wide cable use and tolerances reduce inventory needs.
- Wire size and stud holes clearly marked in metric.
- Chamfer design and inspection hole ensure ease of handling.
- Performance based on UL 486 A, BS 4579-1, IEC 77.
- Low tooling investment because existing indent and hex-crimp standard tool frames can be fitted with specially designed dies.

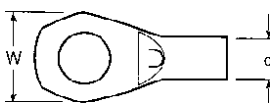


Ring Tongue Terminals

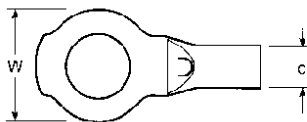
Wire Size mm ²	Stud Dia.	Dimensions mm [in]				Type	Part Number	Hydraulic Heads and Dies	Hand Tools
		W	d	C	L				
10	4 [157]	10 [394]	5.0 [197]	6 [236]	26 [1.024]	A	719538-1	HEAD V 13 U NG WITH DIES 13M+13P AMP II	SIMABLOC 45 OR AUTOPRESS 55
	5 [197]	10 [394]	5.0 [197]	6.5 [256]	27 [1.063]	A	719538-2		
	6 [236]	11 [433]	5.0 [197]	7 [276]	28 [1.122]	B	719538-3		
	8 [315]	15 [591]	5.0 [197]	8 [315]	31 [1.220]	B	719538-4		
16	10 [394]	17 [669]	5.0 [197]	10 [394]	35 [1.378]	C	719538-5	HEAD V 20 U NG WITH DIES 13M+13P AMP II	OR ISCLEC III (35 mm ² ONLY)
	5 [197]	12 [472]	6.0 [236]	6.5 [256]	29 [1.142]	A	719551-1		
	6 [236]	12 [472]	6.0 [236]	7 [276]	30 [1.181]	A	719551-2		
	8 [315]	15 [591]	6.0 [236]	8 [315]	33 [1.299]	B	719551-3		
25	10 [394]	17 [669]	6.0 [236]	10 [394]	37 [1.457]	C	719551-4	HEAD V 20 U NG WITH DIES 13M+13P AMP II	OR ISOLEC III OR SMABLOC U12
	12 [472]	22 [866]	6.0 [236]	12 [472]	42 [1.654]	C	719551-5		
	6 [236]	15 [591]	7.7 [303]	7 [276]	32 [1.260]	A	719552-1		
	8 [315]	15 [591]	7.7 [303]	8 [315]	35 [1.378]	A	719552-2		
35	10 [394]	17 [669]	7.7 [303]	10 [394]	39 [1.535]	B	719552-3	HEAD V 20 U NG WITH DIES 13M+13P AMP II	OR ISOLEC III OR SMABLOC U12
	12 [472]	22 [866]	7.7 [303]	12 [472]	44 [1.732]	C	719552-4		
	6 [236]	17 [669]	9.0 [354]	7 [276]	38 [1.496]	A	719553-1		
	8 [315]	17 [669]	9.0 [354]	8 [315]	41 [1.614]	A	719553-2		
50	10 [394]	17 [669]	9.0 [354]	10 [394]	45 [1.772]	A	719553-3	HEAD V 20 U NG WITH DIES 13M+13P AMP II	OR ISOLEC III OR SMABLOC U12
	12 [472]	22 [866]	9.0 [354]	12 [472]	50 [1.969]	B	719553-4		
	6 [236]	19 [748]	10.5 [413]	7 [276]	41 [1.614]	A	719554-1		
	8 [315]	19 [748]	10.5 [413]	8 [315]	44 [1.732]	A	719554-2		
70	10 [394]	19 [748]	10.5 [413]	10 [394]	48 [1.890]	A	719554-3	HEAD V 20 U NG WITH DIES 13M+13P AMP II	OR ISOLEC III OR SMABLOC U12
	12 [472]	22 [866]	10.5 [413]	12 [472]	53 [2.087]	B	719554-4		
	8 [315]	24 [945]	13.2 [520]	8 [315]	47 [1.850]	A	719555-1		
	10 [394]	24 [945]	13.2 [520]	10 [394]	51 [2.008]	A	719555-2		
95	12 [472]	24 [945]	13.2 [520]	12 [472]	56 [2.205]	A	719555-3	HEAD V 20 U NG WITH DIES 13M+13P AMP II	OR ISOLEC III OR SMABLOC U12
	14 [551]	24 [945]	13.2 [520]	14 [551]	60 [2.362]	A	719555-4		
	16 [630]	27 [1.063]	13.2 [520]	16 [630]	63 [2.480]	D	719555-5		
	8 [315]	27 [1.063]	15.0 [591]	8 [315]	53 [2.087]	A	719556-1		
95	10 [394]	27 [1.063]	15.0 [591]	10 [394]	57 [2.244]	A	719556-2	HEAD V 20 U NG WITH DIES 13M+13P AMP II	OR ISOLEC III OR SMABLOC U12
	12 [472]	27 [1.063]	15.0 [591]	12 [472]	62 [2.441]	A	719556-3		
	14 [551]	27 [1.063]	15.0 [591]	14 [551]	65 [2.559]	A	719556-4		
	16 [630]	27 [1.063]	15.0 [591]	16 [630]	68 [2.677]	A	719556-5		



Type A



Type B



Type C

For drawings or technical data, contact your AMP sales engineer or call the AMP Product Information Center, 1-800-522-6752. Dimensions are in millimeters and inches unless otherwise specified. Values in brackets are U.S. equivalents. Specifications subject to change. Consult AMP for latest specifications.