

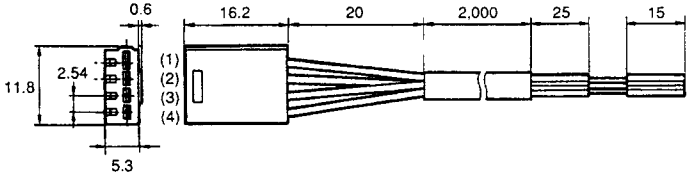
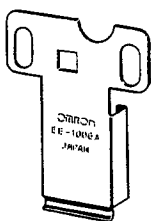
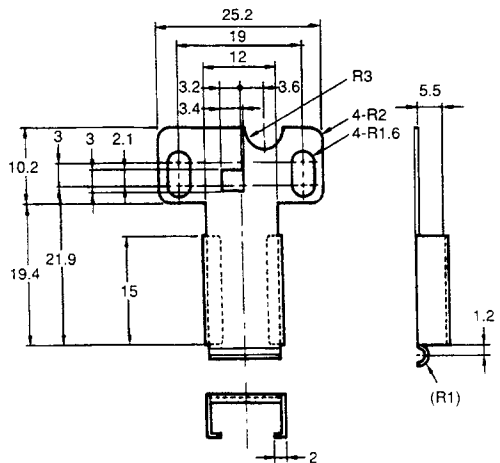
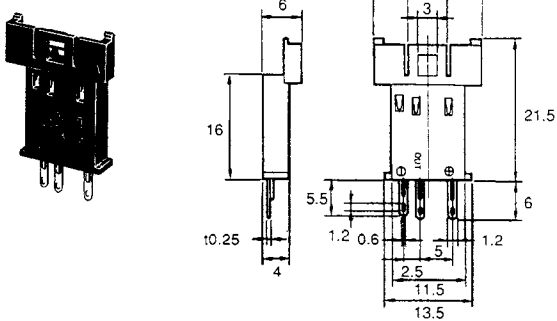
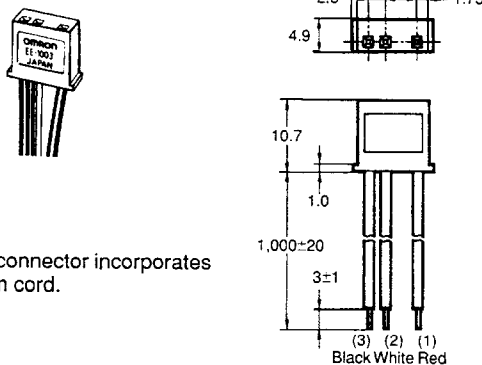
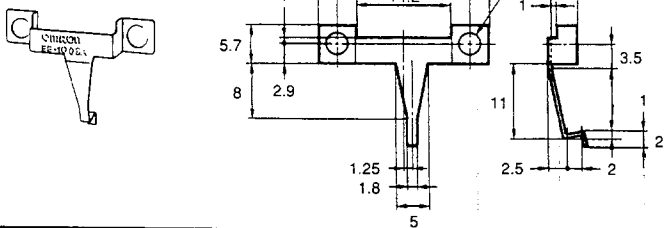


■ Connector for Photomicrosensor with Built-in Amplifier

Appearance and dimensions		Applicable sensors							
<p>EE-1001</p> <p>RS 219-2448</p>  <p>13.0 2.54±0.15 4.0 10.8 6.0 0.6 2.9±1</p> <p>EE-1006</p> <p>RS 219-2454</p>  <p>Terminal Arrangement</p> <table border="1"> <tr> <td>(1) ⊕</td> <td>Red</td> </tr> <tr> <td>(2) L</td> <td>Yellow</td> </tr> <tr> <td>(3) OUT</td> <td>White</td> </tr> <tr> <td>(4) ⊖</td> <td>Black</td> </tr> </table>  <p>0.6 11.8 2.54 5.3 16.2 20 2,000 25 15</p>	(1) ⊕	Red	(2) L	Yellow	(3) OUT	White	(4) ⊖	Black	<p>EE-SH3M/-SH3MC, EE-SG3M/-SG3MC EE-SX670/-SX470, EE-SX671/-SX471 EE-SX672/-SX472, EE-SX673/-SY473 EE-SX670A/-SX671A, EE-SX672A/-SX673A EE-SPX303/-SPX403, EE-SY671/-SY672 EE-SB5M/-SB5MC, EE-SB5V/-SB5VC EE-SPY311/-SPY411, EE-SPY312/-SPY412</p>
(1) ⊕	Red								
(2) L	Yellow								
(3) OUT	White								
(4) ⊖	Black								
<p>EE-1006A</p> <p>Connector Holder</p>   <p>25.2 19 12 3.2 3.6 R3 4-R2 4-R1.6 5.5 1.2 (R1) 2 3 3 2.1 10.2 21.9 19.4 15</p>	<p>EE-SX470/-SX670, EE-SX670A, EE-SY671/-SY672 with EE-1006 connector</p>								

Appearance and dimensions	Applicable sensors
<p>EE-1002 RS 219-2460</p>  <p>Technical drawing showing a side view and a top view of the EE-1002 connector. Dimensions include: 16 (height), 10.25 (width), 4 (base width), 6 (top width), 16.72 (total top width), 3 (top hole offset), 21.5 (total height), 5.5 (height to pins), 1.2 (pin offset), 0.6 (pin width), 5 (pin length), 1.2 (pin spacing), 2.5 (pin diameter), 11.5 (pin spacing), and 13.5 (total pin width).</p>	<p>EE-SPX301/-SP401, EE-SPY301/-SPY401 EE-SPY302/-SPY402, EE-SPZ301-A/-SPZ401-A EE-SPZ301Y-01/-SPZ401Y-01, EE-SPZ301W-01/-SPZ401W-01 EE-SPZ301W-02/-SPZ401W-02, EE-SPZ301/-SPZ401</p>
<p>EE-1003 RS 219-2476</p>  <p>Technical drawing showing a top view and a side view of the EE-1003 connector. Dimensions include: 0.75 (top hole offset), 11 (total top width), 2.5 (top hole diameter), 5.0 (top hole spacing), 1.75 (top hole offset), 4.9 (total top width), 10.7 (height), 1.0 (height to pins), 1,000±20 (cable length), 3±1 (pin length), and (3) (2) (1) Black White Red (wire colors).</p> <p>Note: The connector incorporates a 1-m cord.</p>	
<p>EE-1003A</p>  <p>Technical drawing showing a side view and a top view of the EE-1003A connector. Dimensions include: 25.5 (total top width), 20 (top hole spacing), 14.2 (top hole offset), 4.2 (top hole diameter), 1 (top hole offset), 5.7 (height), 8 (height to pins), 2.9 (height to pins), 11 (height to pins), 3.5 (height to pins), 1 (height to pins), 2 (height to pins), 1.25 (pin length), 1.8 (pin length), 5 (total pin width), and Two, 3.2 dia. hole (pin diameter).</p>	