



Datasheet

ENGLISH

RS PRO Combined Proximity and Keypad Access

Stock No: 192-4542



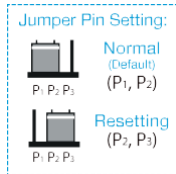
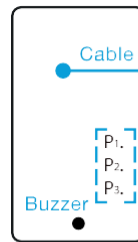
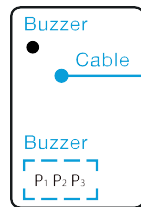

Technical Specifications:

120mm x 79mm x 21mm	Bluetooth	
Operating Voltage:12VDC	Accepts: Mobile APP, Proximity Cards/Tokens or Pin Codes	
IP65 Rated	Up To 2000 Users	
Vandal Resistant	Die-Cast Aluminium	

Features & Benefits:

- Bluetooth
- Free App
- Audit Trail & Schedule
- Externally Rated

Dimensional line drawings



● Green	RTE (Request-To-Exit)
● Green	RTE (Request-To-Exit)
● Brown	DS (Door Sensor)
● Brown	DS (Door Sensor)
● Yellow	NC (Fail-Safe Electrified Lock)
○ White	COM
● Blue	NO (Fail-Secure Electrified Lock)
● Black <small>(Polarity Insensitive)</small>	V- (Power Supply)
● Red	V+ (Power Supply)
● Orange	ALM (Alarm Output)
● Orange	ALM (Alarm Output)

LED	STATUS
BLUE	POWER ON, STANDBY MODE
GREEN	UNLOCKED, DOOR ALWAYS UNLOCKED
RED	INVALID ACCESS, DOOR ALWAYS LOCKED

AUDIBLE BEEPS	STATUS
1 SHORTBEEP	KEY PRESS
1 LONG BEEP	VALID ACCESS, RESET IS COMPLETE
2 SHORTBEEPS	LOCKING COMPLETE
3 SHORTBEEPS	INVALID ACCESS
CONSTANT BEEPING	BLUETOOTH DEVICE VANDALISED DOOR SENSOR IS ON