THIS DRAWING IS UNPUBLISHED. RELEASED FOR PUBLICATION -,- .
© COPYRIGHT - By - ALL RIGHTS RESERVED.

LOC	DIST
FB	00

REVISIONS

P	LTR	DESCRIPTION	DATE	DWN	APVD
	P	REVISED PER ECO-11-005033	29MAR11	RK	HMR

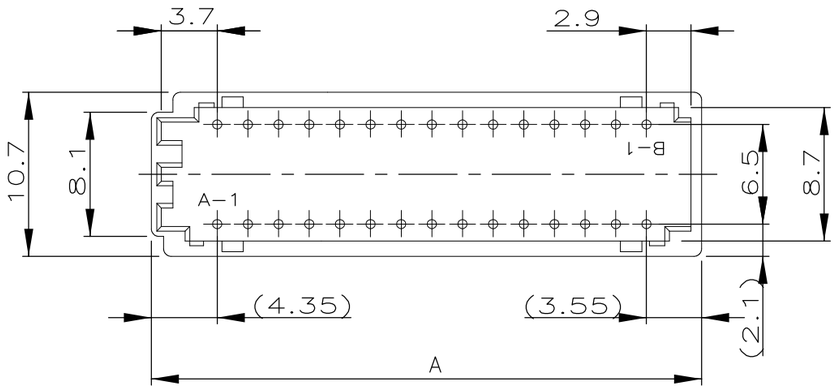

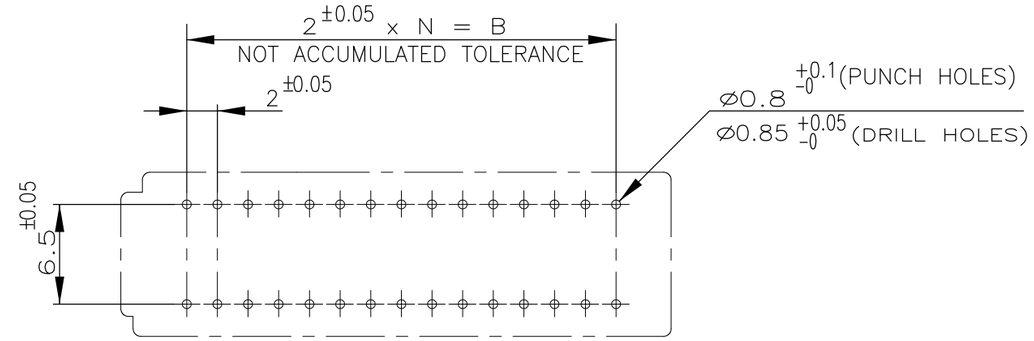

RECOMMENDABLE P.C.B MOUNTING DIMENSIONS
(CONNECTOR MOUNT SIDE)
(PCB THK=1.6)

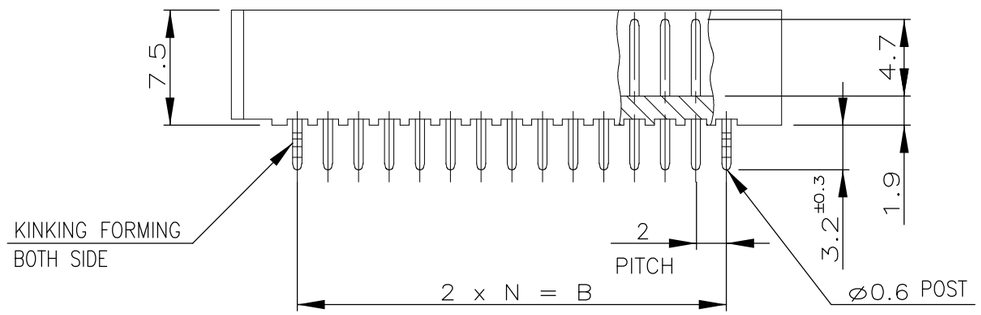

A	B	N	POS	P/N
35.9	28.0	14	30	3-292252-0
33.9	26.0	13	28	2- -8
31.9	24.0	12	26	2- -6
29.9	22.0	11	24	2- -4
27.9	20.0	10	22	2- -2
25.9	18.0	9	20	2- -0
23.9	16.0	8	18	1- -8
21.9	14.0	7	16	1-292252-6

NOTE

1. MATERIAL : HOUSING / 66NYLON UL94V-0 NATURAL
ø0.6 POST / TIN BRASS 3/4H

TOLERANCES UNLESS OTHERWISE SPECIFIED:

10≥ * : ±0.2
30≥ * >10 : ±0.25
100≥ * >30 : ±0.3
ANGLE : ±3°

THIS DRAWING IS A CONTROLLED DOCUMENT.

DIMENSIONS: mm

TOLERANCES UNLESS OTHERWISE SPECIFIED:
0 PLC ± -
1 PLC ± -
2 PLC ± -
3 PLC ± -
4 PLC ± -
ANGLES ± -

MATERIAL: SEE NOTE
FINISH: SEE NOTE

DWN S.XU 31JAN03
CHK S.YAO 31JAN03
APVD T. SASAKI 31JAN03
PRODUCT SPEC 108-60020
APPLICATION SPEC —
WEIGHT —

TE Connectivity

NAME: CT DOUBLE ROW CONNECTOR POST HEADER (VERTICAL)

SIZE	CAGE CODE	DRAWING NO	RESTRICTED TO
A3	00779	C-292252	—

CUSTOMER DRAWING | SCALE NTS | SHEET 1 OF 1 | REV P