

Repeater power supply - MINI MCR-2-RPSS-I-2I - 2905628


Please be informed that the data shown in this PDF Document is generated from our Online Catalog. Please find the complete data in the user's documentation. Our General Terms of Use for Downloads are valid (<http://phoenixcontact.com/download>)



4-way power supply doubler with plug-in connection technology. HART transparent, 0(4) ... 20 mA input signal, 0(4)...20 mA output signals. The device can be used in both isolator and repeater power supply mode on active as well as passive analog input cards. Screw connection technology.

RoHS

Key Commercial Data

Packing unit	1 STK
GTIN	 4 046356 999571
GTIN	4046356999571
Weight per Piece (excluding packing)	130.800 g
Custom tariff number	85437090
Country of origin	Germany

Technical data

Note

Utilization restriction	EMC: class A product, see manufacturer's declaration in the download area
-------------------------	---

Dimensions

Width	6.2 mm
Height	110.5 mm
Depth	120.5 mm

Ambient conditions

Ambient temperature (operation)	-40 °C ... 70 °C
Ambient temperature (storage/transport)	-40 °C ... 85 °C

Input data

Description of the input	Current input (sensor circuit)
Number of inputs	1
Current input signal	4 mA ... 20 mA (repeater power supply and isolator operation)
	0 mA ... 20 mA (isolator operation)

Repeater power supply - MINI MCR-2-RPSS-I-2I - 2905628

Technical data

Input data

Input resistance current input	90 Ω (+ 1.6 V)
Transmitter supply voltage	> 19.5 V

Output data

Output name	Current output
Number of outputs	2
Current output signal	4 mA ... 20 mA (repeater power supply and isolator operation)
	0 mA ... 20 mA (isolator operation)
Max. output current	25 mA
Load/output load current output	$\leq 500 \Omega$ (per channel)
Ripple	< 20 mV _{PP} (at 500 Ω)
Transmission Behavior	1:1 to input signal

Power supply

Nominal supply voltage	24 V DC
Supply voltage range	9.6 V DC ... 30 V DC (The DIN rail bus connector (ME 6,2 TBUS-2 1,5/5-ST-3,81 GN, Order No. 2869728) can be used to bridge the supply voltage. It can be snapped onto a 35 mm DIN rail according to EN 60715))
Typical current consumption	40 mA (at 24 V DC and in isolator operation)
	65 mA (at 24 V DC and in repeater power supply operation)
	75 mA (at 12 V DC and in isolator operation)
	130 mA (at 12 V DC and in repeater power supply operation)
Power consumption	1.6 W (at I _{OUT} = 20 mA, 500 Ω load)

Connection data

Connection method	Screw connection
Single conductor/terminal point, solid, with ferrule, min.	0.2 mm ²
Single conductor/terminal point, solid, with ferrule, max.	1.5 mm ²
Single conductor/terminal point, solid, without ferrule, min.	0.2 mm ²
Single conductor/terminal point, solid, without ferrule, max.	2.5 mm ²
Conductor cross section flexible min.	0.2 mm ²
Conductor cross section flexible max.	1.5 mm ²
Min. AWG conductor cross section, flexible	24
Max. AWG conductor cross section, flexible	12
Stripping length	10 mm
Screw thread	M3

General

No. of channels	2
Maximum transmission error	0.05 % (of final value)
Maximum temperature coefficient	0.0075 %/K
Limit frequency (3 dB)	> 1 kHz (typ.)
Step response (10-90%)	< 400 μ s (typ.)

Repeater power supply - MINI MCR-2-RPSS-I-2I - 2905628

Technical data

General

Electrical isolation	Reinforced insulation in accordance with IEC 61010-1
Overvoltage category	II
Degree of pollution	2
Rated insulation voltage	300 V
Test voltage, input/output/supply	3 kV (50 Hz, 1 min.)
Electromagnetic compatibility	Conformance with EMC directive
Noise emission	EN 61000-6-4
Noise immunity	EN 61000-6-2 When being exposed to interference, there may be minimal deviations.
Color	gray
Housing material	PBT
Mounting position	any
Assembly instructions	The T connector can be used to bridge the supply voltage. It can be snapped onto a 35 mm DIN rail according to EN 60715.
Conformance	CE-compliant
ATEX	# II 3 G Ex nA IIC T4 Gc X
UL, USA/Canada	UL 508 Listed
	Class I, Div. 2, Groups A, B, C, D T5
	Class I, Zone 2, Group IIC T5
GL	GL applied for
Fire protection for rail vehicles (DIN EN 45545-2) R22	HL 1 - HL 2
Fire protection for rail vehicles (DIN EN 45545-2) R23	HL 1 - HL 2
Fire protection for rail vehicles (DIN EN 45545-2) R24	HL 1 - HL 2

Data communication (bypass)

Limit frequency (3 dB)	approx. 1 kHz
------------------------	---------------

EMC data

Designation	Electromagnetic RF field
Standards/regulations	EN 61000-4-3
Designation	Fast transients (burst)
Standards/regulations	EN 61000-4-4
Designation	Conducted interferences
Standards/regulations	EN 61000-4-6

Standards and Regulations

Electromagnetic compatibility	Conformance with EMC directive
Noise emission	EN 61000-6-4
Standards/regulations	EN 61000-4-2
Designation	Electromagnetic RF field
Standards/regulations	EN 61000-4-3
	EN 61000-4-4
	EN 61000-4-5

Repeater power supply - MINI MCR-2-RPSS-I-2I - 2905628

Technical data

Standards and Regulations

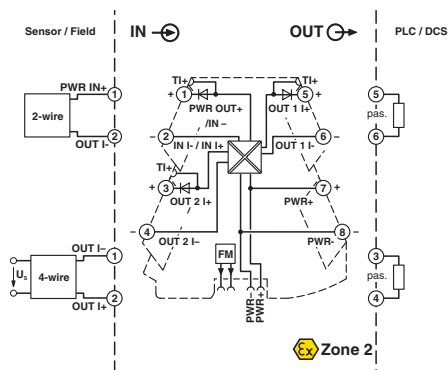
Designation	Conducted interferences
Standards/regulations	EN 61000-4-6
Electrical isolation	Reinforced insulation in accordance with IEC 61010-1
Conformance	CE-compliant
ATEX	# II 3 G Ex nA IIC T4 Gc X
UL, USA/Canada	UL 508 Listed
	Class I, Div. 2, Groups A, B, C, D T5
	Class I, Zone 2, Group IIC T5
GL	GL applied for
Fire protection for rail vehicles (DIN EN 45545-2) R22	HL 1 - HL 2 HL 1 - HL 2 HL 1 - HL 2
Fire protection for rail vehicles (DIN EN 45545-2) R23	HL 1 - HL 2 HL 1 - HL 2 HL 1 - HL 2
Fire protection for rail vehicles (DIN EN 45545-2) R24	HL 1 - HL 2 HL 1 - HL 2 HL 1 - HL 2
Fire protection for rail vehicles (DIN EN 45545-2) R26	HL 1 - HL 2 HL 1 - HL 2 HL 1 - HL 2

Environmental Product Compliance

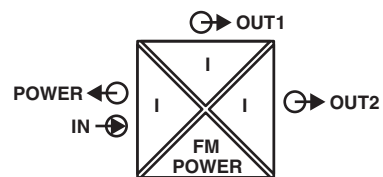
China RoHS	Environmentally Friendly Use Period = 50
	For details about hazardous substances go to tab "Downloads", Category "Manufacturer's declaration"

Drawings

Block diagram



Pictogram



Classifications

eCl@ss

eCl@ss 4.0	27210120
eCl@ss 4.1	27210120
eCl@ss 5.0	27210120
eCl@ss 5.1	27210120

Repeater power supply - MINI MCR-2-RPSS-I-2I - 2905628

Classifications

eCl@ss

eCl@ss 6.0	27210120
eCl@ss 7.0	27210120
eCl@ss 8.0	27210120
eCl@ss 9.0	27210120

ETIM

ETIM 4.0	EC002653
ETIM 5.0	EC002653
ETIM 6.0	EC002653

Approvals

Approvals

Approvals

UL Listed / cUL Listed / cULus Listed

Ex Approvals

UL Listed / cUL Listed / cULus Listed

Approval details

UL Listed		http://database.ul.com/cgi-bin/XYV/template/LISEXT/1FRAME/index.htm	FILE E 238705
-----------	---	---	---------------

cUL Listed		http://database.ul.com/cgi-bin/XYV/template/LISEXT/1FRAME/index.htm	FILE E 238705
------------	---	---	---------------

cULus Listed		http://database.ul.com/cgi-bin/XYV/template/LISEXT/1FRAME/index.htm	
--------------	---	---	--

Accessories

Accessories

Communication module

Repeater power supply - MINI MCR-2-RPSS-I-2I - 2905628

Accessories

Communication module - MINI MCR-2-V8-MOD-RTU - 2905634



Eight MINI Analog Pro signal conditioners and measuring transducers can be quickly and easily integrated into a Modbus/RTU network via a communication adapter.

Communication module - MINI MCR-2-V8-MOD-TCP - 2905635



Eight MINI Analog Pro signal conditioners and measuring transducers can be quickly and easily integrated into a Modbus/TCP network via a communication adapter.

Communication module - MINI MCR-2-V8-PB-DP - 2905636



Eight MINI Analog Pro signal conditioners and measuring transducers can be quickly and easily integrated into a PROFIBUS DP network via a communication adapter.

Device marking

Marker for end clamp - UCT-EM (30X5) - 0801505



Marker for end clamp, Sheet, white, unlabeled, can be labeled with: THERMOMARK PRIME, THERMOMARK CARD, BLUEMARK CLED, BLUEMARK LED, TOPMARK LASER, mounting type: snapped into marker carrier, lettering field size: 30 x 5 mm

Marker for end clamp - UCT-EM (30X5) YE - 0830340



Marker for end clamp, Sheet, yellow, unlabeled, can be labeled with: THERMOMARK PRIME, THERMOMARK CARD, BLUEMARK CLED, BLUEMARK LED, TOPMARK LASER, mounting type: snapped into marker carrier, lettering field size: 30 x 5 mm

Repeater power supply - MINI MCR-2-RPSS-I-2I - 2905628

Accessories

Plastic label - UC-EMLP (15X5) - 0819301



Plastic label, Sheet, white, unlabeled, can be labeled with: BLUEMARK CLED, BLUEMARK LED, CMS-P1-PLOTTER, PLOTMARK, mounting type: adhesive, lettering field size: 15 x 5 mm

Plastic label - UC-EMLP (15X5) YE - 0822615



Plastic label, Sheet, yellow, unlabeled, can be labeled with: BLUEMARK CLED, BLUEMARK LED, CMS-P1-PLOTTER, PLOTMARK, mounting type: adhesive, lettering field size: 15 x 5 mm

Plastic label - UC-EMLP (15X5) SR - 0828095



Plastic label, Sheet, silver, unlabeled, can be labeled with: BLUEMARK CLED, BLUEMARK LED, CMS-P1-PLOTTER, PLOTMARK, mounting type: adhesive, lettering field size: 15 x 5 mm

Plastic label - US-EMLP (15X5) - 0828790



Plastic label, Card, white, unlabeled, can be labeled with: THERMOMARK PRIME, THERMOMARK CARD, mounting type: adhesive, lettering field size: 15 x 5 mm

Plastic label - US-EMLP (15X5) YE - 0828873



Plastic label, Card, yellow, unlabeled, can be labeled with: THERMOMARK PRIME, THERMOMARK CARD, mounting type: adhesive, lettering field size: 15 x 5 mm

Repeater power supply - MINI MCR-2-RPSS-I-2I - 2905628

Accessories

Plastic label - US-EMLP (15X5) SR - 0828874



Plastic label, Card, silver, unlabeled, can be labeled with: THERMOMARK PRIME, THERMOMARK CARD, mounting type: adhesive, lettering field size: 15 x 5 mm

DIN rail connector

DIN rail bus connectors - ME 6,2 TBUS-2 1,5/5-ST-3,81 GN - 2869728



DIN rail connector for DIN rail mounting. Universal for TBUS housing. Gold-plated contacts, 5-pos.

Evaluation unit

Monitoring module - MINI MCR-2-FM-RC - 2904504



Fault monitoring module with plug-in connection technology for evaluating and reporting group errors from the FM system and for monitoring the supply voltages. Error message via N/C contact. Screw connection technology, standard configuration

Monitoring module - MINI MCR-2-FM-RC-PT - 2904508



Fault monitoring module with plug-in connection technology for evaluating and reporting group errors from the FM system and for monitoring the supply voltages. Error message via N/C contact. Push-in connection technology, standard configuration

Labeled device marker

Marker for end clamp - UCT-EM (30X5) CUS - 0801589



Marker for end clamp, can be ordered: by sheet, white, labeled according to customer specifications, mounting type: snapped into marker carrier, lettering field size: 30 x 5 mm

Repeater power supply - MINI MCR-2-RPSS-I-2I - 2905628

Accessories

Marker for end clamp - UCT-EM (30X5) YE CUS - 0830348



Marker for end clamp, can be ordered: by sheet, yellow, labeled according to customer specifications, mounting type: snapped into marker carrier, lettering field size: 30 x 5 mm

Plastic label - UC-EMLP (15X5) CUS - 0824550



Plastic label, can be ordered: by sheet, white, labeled according to customer specifications, mounting type: adhesive, lettering field size: 15 x 5 mm

Plastic label - UC-EMLP (15X5) YE CUS - 0824551



Plastic label, can be ordered: by sheet, yellow, labeled according to customer specifications, mounting type: adhesive, lettering field size: 15 x 5 mm

Plastic label - UC-EMLP (15X5) SR CUS - 0828099



Plastic label, can be ordered: by sheet, silver, labeled according to customer specifications, mounting type: adhesive, lettering field size: 15 x 5 mm

Plastic label - US-EMLP (15X5) CUS - 0830076



Plastic label, can be ordered: By card, white, labeled according to customer specifications, mounting type: adhesive, lettering field size: 15 x 5 mm

Repeater power supply - MINI MCR-2-RPSS-I-2I - 2905628

Accessories

Plastic label - US-EMLP (15X5) YE CUS - 0830077



Plastic label, can be ordered: By card, yellow, labeled according to customer specifications, mounting type: adhesive, lettering field size: 15 x 5 mm

Plastic label - US-EMLP (15X5) SR CUS - 0830078



Plastic label, can be ordered: By card, silver, labeled according to customer specifications, mounting type: adhesive, lettering field size: 15 x 5 mm

Power module

Power terminal block - MINI MCR-2-PTB - 2902066



Power terminal with plug-in connection technology for delivering the supply voltage to the DIN rail connector. Monitoring of the supply voltages in combination with the fault monitoring module. Screw connection technology

Power terminal block - MINI MCR-2-PTB-PT - 2902067



Power terminal with plug-in connection technology for delivering the supply voltage to the DIN rail connector. Monitoring of the supply voltages in combination with the fault monitoring module. Push-in connection technology

Power supply

Power supply unit - MINI-SYS-PS-100-240AC/24DC/1.5 - 2866983



Primary-switched MINI POWER supply for DIN rail mounting, input: 1-phase, output: 24 V DC/1.5 A

Repeater power supply - MINI MCR-2-RPSS-I-2I - 2905628

Accessories

Power supply unit - MINI-PS-100-240AC/24DC/1.5/EX - 2866653



Primary-switched power supply MINI POWER for DIN rail mounting, input: 1-phase, output: 24 V DC/1,5 A, for the potentially explosive area

System adapter

System adapter - MINI MCR-2-V8-FLK 16 - 2901993



Eight MINI Analog Pro signal conditioners and measuring transducers can be connected to a controller with minimal cabling effort and without any errors using system adapters and system cabling.

Terminal marking

Marker strip - SK 5,0 WH:REEL - 0805221



Marker strip, Roll, white, unlabeled, can be labeled with: THERMOMARK ROLL, THERMOMARK ROLL X1, THERMOMARK ROLLMaster 300/600, THERMOMARK X1.2, THERMOMARK S1.1, mounting type: adhesive, for terminal block width: 5 mm, lettering field size: continuous x 5 mm

DIN rail bus connectors - ME 6,2 TBUS-2 1,5/5-ST-3,81 GY - 2695439



DIN rail connector (TBUS), 5-pos., for bridging the supply voltage, can be snapped onto NS 35/... DIN rails according to EN 60715