




Connectors > RF Connectors > Coax Connectors



RF Interface: **SMA**

RF Connector Style: **Plug**

RF Connector Mated Outer Diameter (Approximate): **6.35 mm [ .25 in ]**

Impedance: **50 Ω**

Compatible With RF Cable Type: **RG 188**

Features

Product Type Features

Connector Seal & Plug Type	Gasket
Connector Product Type	Connector Assembly
RF Interface	SMA
RF Connector Style	Plug
Compatible With RF Cable Type	RG 188
Connector System	Cable-to-Cable
Sealable	Yes
Connector & Contact Terminates To	Wire & Cable

Configuration Features

Number of Positions	1
Number of Coaxial Contacts	1

Electrical Characteristics

Impedance	50 Ω
-----------	------

Body Features

Cable Connector Orientation	Straight
-----------------------------	----------



Body Material	Stainless Steel
Body Plating Material	Gold

Contact Features

Ferrule Material	Brass/Copper
RF Connector Contact Configuration	Not Captivated
RF Connector Center Contact Underplating Material	Copper, Nickel
RF Connector Center Contact Plating Material	Gold (Au)
RF Connector Center Contact Material	Beryllium Copper

Termination Features

Termination Method to Wire & Cable	Solder
------------------------------------	--------

Mechanical Attachment

RF Connector Coupling Mechanism	Threaded
Connector Mounting Type	Cable Mount (Free-Hanging)
RF Contact Captivation Method	Mechanical
Detent	Without

Dimensions

Product Length	30.15 mm[1.187 in]
RF Connector Mated Outer Diameter (Approximate)	6.35 mm[.25 in]

Operation/Application

Operating Frequency	12.4 GHz
---------------------	----------

Packaging Features

Packaging Method	Package
------------------	---------

Other

Additional Features	Shrink Tubing
Coupling Nut Base Material	Stainless Steel
Dielectric Material	PTFE Fluorocarbon

Product Compliance

For compliance documentation, visit the product page on TE.com>

EU RoHS Directive 2011/65/EU	Compliant with Exemptions
EU ELV Directive 2000/53/EC	Out of Scope
China RoHS 2 Directive MIIT Order No 32, 2016	Restricted Materials Above Threshold



EU REACH Regulation (EC) No. 1907/2006

Current ECHA Candidate List: JAN 2025 (247)  
Candidate List Declared Against: JAN 2019 (197)  
SVHC > Threshold:  
Pb (3.7% in Component Part)  
**Article Safe Usage Statements:**  
Do not eat, drink or smoke when using this product. Wash thoroughly after handling. Recycle if possible and dispose of the article by following all applicable governmental regulations relevant to your geographic location.

Halogen Content

BFR/CFR/PVC Free, but Br/Cl >900 ppm in other sources.


Solder Process Capability

Not applicable for solder process capability

Product Compliance Disclaimer

This information is provided based on reasonable inquiry of our suppliers and represents our current actual knowledge based on the information they provided. This information is subject to change. The part numbers that TE has identified as EU RoHS compliant have a maximum concentration of 0.1% by weight in homogenous materials for lead, hexavalent chromium, mercury, PBB, PBDE, DBP, BBP, DEHP, DIBP, and 0.01% for cadmium, or qualify for an exemption to these limits as defined in the Annexes of Directive 2011/65/EU (RoHS2). Finished electrical and electronic equipment products will be CE marked as required by Directive 2011/65/EU. Components may not be CE marked. Additionally, the part numbers that TE has identified as EU ELV compliant have a maximum concentration of 0.1% by weight in homogenous materials for lead, hexavalent chromium, and mercury, and 0.01% for cadmium, or qualify for an exemption to these limits as defined in the Annexes of Directive 2000/53/EC (ELV). Regarding the REACH Regulation, the information TE provides on SVHC in articles for this part number is based on the latest European Chemicals Agency (ECHA) ‘Guidance on requirements for substances in articles’ posted at this URL: <https://echa.europa.eu/guidance-documents/guidance-on-reach>

Also in the Series | SMA




Battery Holders(1)



Connector Adapters & Connector Savers(8)




Connector Caps & Covers(3)



Connector Hardware(2)




Connector Strain Relief(1)



RF Cable Assemblies(2)

Customers Also Bought






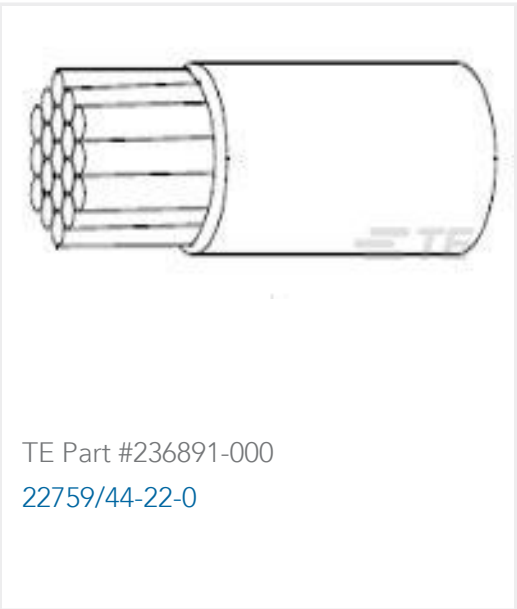
TE Part #640716-1  
09P UMNL STR/REL & INSRT



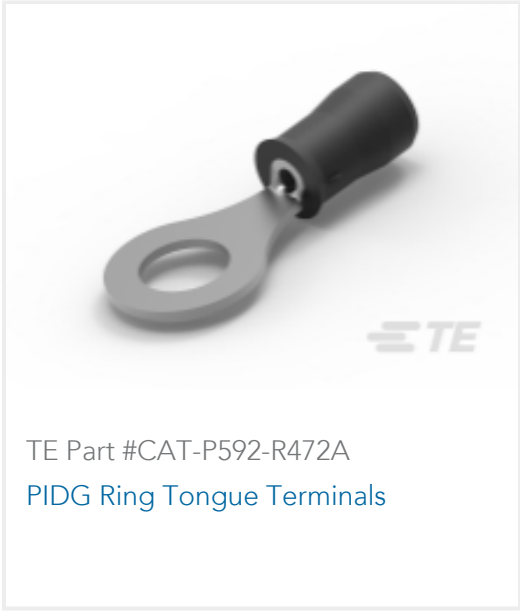
TE Part #350736-1  
15P UMNL PLUG HSG




TE Part #770021-1  
09P UMNLI IN-LNE PLUG HSG KIT




TE Part #236891-000  
22759/44-22-0




TE Part #CAT-P592-R472A  
PIDG Ring Tongue Terminals



TE Part #770252-1  
UMNLI II PIN PTPBR LP 24-18



TE Part #5745136-3  
SCREW RETAINER KIT



TE Part #640718-1  
15P UMNLI STR/REL

Documents

Product Drawings

2031 5006 00 KIT, OSM STR PLUG

English

CAD Files

3D PDF

3D

Customer View Model

ENG\_CVM\_CVM\_1051654-1\_B.2d\_dxf.zip

English

Customer View Model

ENG\_CVM\_CVM\_1051654-1\_B.3d\_igs.zip

English

Customer View Model

ENG\_CVM\_CVM\_1051654-1\_B.3d\_stp.zip

English

By downloading the CAD file I accept and agree to the [Terms and Conditions](#) of use.

Instruction Sheets

Instruction Sheet (U.S.)

English

SMA Cable Plug Crimp Attachment 1311062-1, 1051654-1, 1051655-1, and 1059194-1

English