




RS PRO VMX-PFE

External Fan Attachment



Size 1 (45mm Wide) 206-094

Size 2 (55mm Wide) 206-095



RS PRO VMX-PFE

External Fan Attachment Guide

RS PRO
Birchington Road,
Corby,
Northants,
NN17 9RS

Sizing guide

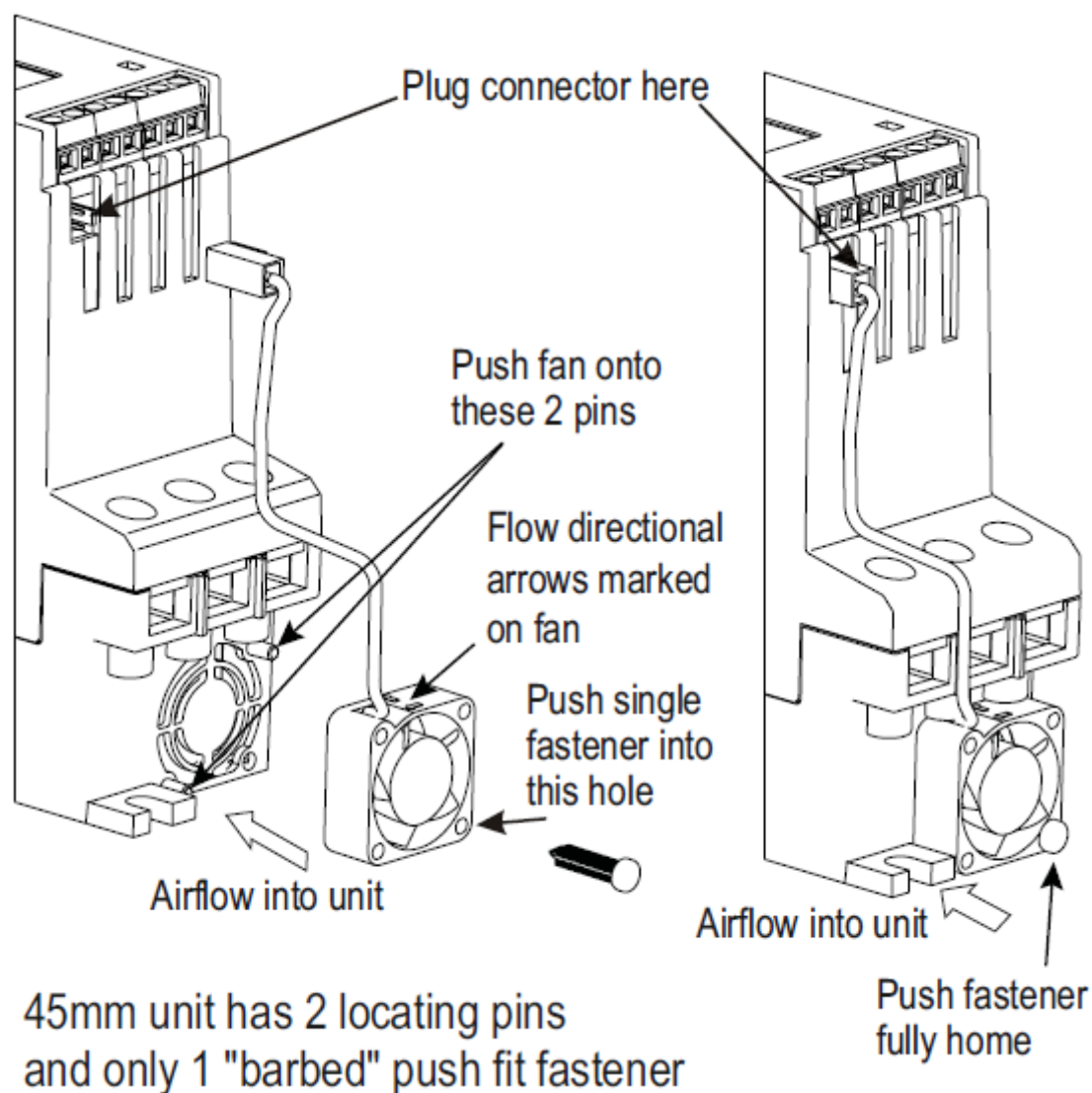
It is essential to check the RS PRO VMX-PFE size and compatibility with the Auxiliary Fan.

| RS PRO Stock Number | Frame Size | To be used with RS PRO VMX-PFE Models | Fan Dimensions | Fan Voltage |
|---------------------|------------|---------------------------------------|----------------|-------------|
| 206-094 | 1 (45mm) | 206-080 (5A) to 206-086 (16A) | 25mm x 25mm | 12VDC |
| 206-095 | 2 (55mm) | 206-088 (22A) to 206-092 (41A) | 40mm x 40mm | 24VDC |

Table 1

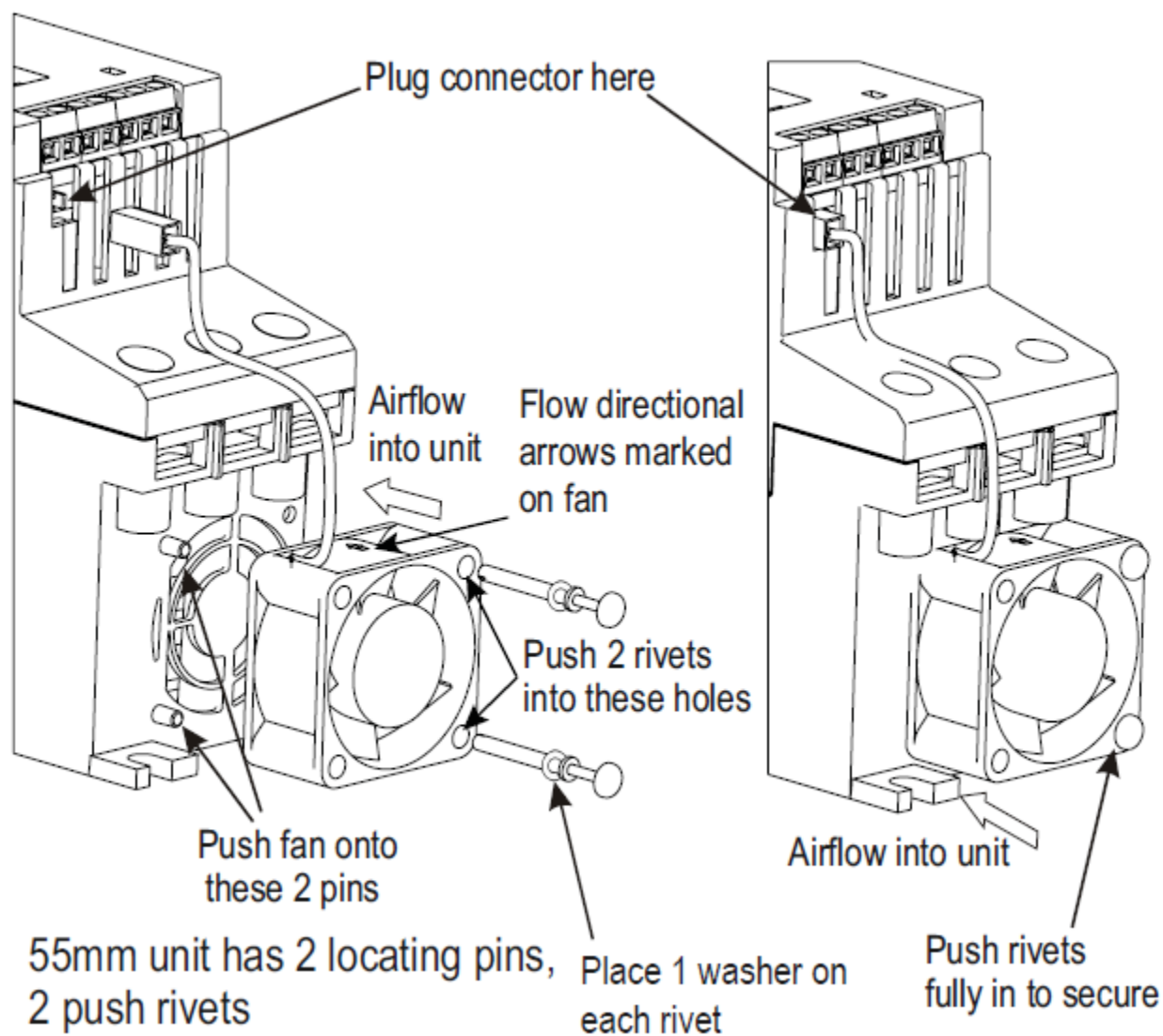
Fitting instructions

206-094 (45mm)



Fitting instructions

206-095 (55mm)



NOTE The RS PRO VMX-PFE soft-starter will automatically detect the fan connection(s), and will adjust its operation accordingly.

Notes

[illegible]

Notes

[illegible]

Notes

[illegible]



RS PRO VMX-PFE

External Fan Attachment