CUSTOMER TERMINAL	RoHS	LEAD(Pb)–FREE
Sn100%	Yes	Yes

compliant RoHS WE–MIDCOM

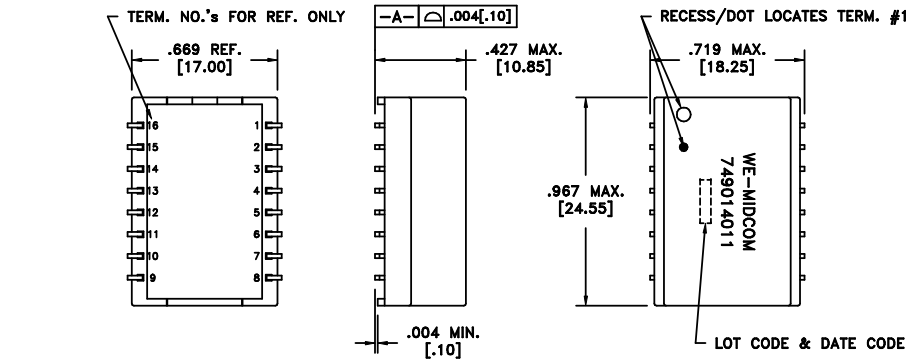

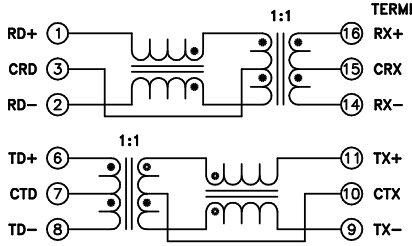

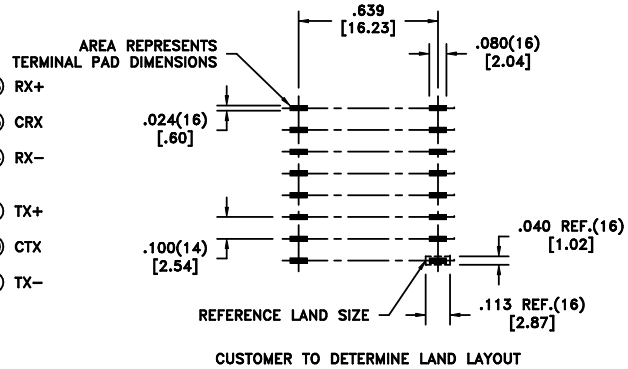

ELECTRICAL SPECIFICATIONS @ 25°C unless otherwise noted:

PARAMETER		TEST CONDITIONS	VALUE
INDUCTANCE	16–14	100kHz, 100mVAC, 8mADC, Lp	350uH min.
INDUCTANCE	11–9	100kHz, 100mVAC, 8mADC, Lp	350uH min.
DIELECTRIC	1–16	tie(1+6, 16+11), 4800Vrms, 1 second	4000Vrms, 1 minute
TURNS RATIO		(1–2):(16–14)	1:1, ±2%
TURNS RATIO		(6–8):(11–9)	1:1, ±2%
INSERTION LOSS		500k – 100MHz	–1.2dB max.
RETURN LOSS		500k – 30MHz	–18dB min.
RETURN LOSS		30M – 45MHz	–15dB min.
RETURN LOSS		45M – 60MHz	–13dB min.
RETURN LOSS		60M – 80MHz	–10dB min.
CROSSTALK		1M – 100MHz	–40dB min.
DCMR		500k – 100MHz	–33dB min.

GENERAL SPECIFICATIONS:
OPERATING TEMPERATURE RANGE: 0°C to +70°C.

COPLANARITY: All 16 terminals must lie on a plane within .004 [.10] of Surface A after lead tinning.

Designed to comply with the following requirements as defined by IEC60601–1 and IEC60950–1:
– Reinforced insulation at a working voltage of 250Vrms.

REV.	DATE
6B	4/08
6A	2/08

Packaging Specifications
Method: Tape & Reel
PKG–0670
www.midcom–inc.com

Unless otherwise specified:
Tolerances: Fractions: ±1/64
Angles: ±1° Decimals: ±.005[.127]
This drawing is dual dimensioned. Dimensions in brackets are in millimeters.

DRAWING TITLE
TRANSFORMER
eiSos p/n: 749014011

Midcom–WE
www.midcom–inc.com
REVISIONS: SEE SHEET 1

DRAWING NO.
749014011
SCALE ––– SHEET 2 OF 8