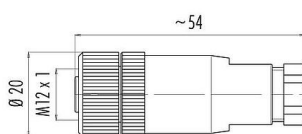


| | |
|---------------------|--|
| Product description | M12 Female cable connector, Contacts: 5, 6.0-8.0 mm, unshielded, screw clamp, IP67, UL 2238, PG 9 |
| Area | M12-A |
| Coding | A-coded |
| Series | 713 |
| Part no. | 99 0436 57 05 |

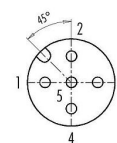
Illustration



Scale drawing



Contact arrangement (Plug-in side)



You can find the assembly instructions on the next page.

Technical data

General features

| | |
|---------------------------|------------------------------------|
| Part no. | 99 0436 57 05 |
| Connector design | Female cable connector |
| Type standard | DIN EN 61076-2-101 |
| Coding | A-coded |
| Version | Connector socket straight |
| Connector locking system | screw |
| Termination | screw clamp |
| Degree of protection | IP67 |
| Connection cross-section | max. 0.75 mm ² / AWG 18 |
| Cable outlet | 6.0-8.0 mm |
| Temperature range from/to | -40 °C / 85 °C |
| Mechanical operation | > 50 Mating cycles |
| Weight (g) | 14.49 |
| Customs tariff number | 85369010 |
| Country of Origin | DE |

Electrical parameters

| | |
|---------------------------|---------------------|
| Rated voltage | 60 V (125 V UL) |
| Rated impulse voltage | 1500 V |
| Rated current | 4.0 A |
| Insulation resistance | > 10 ⁸ Ω |
| Pollution degree | 3 |
| Overvoltage category | II |
| Insulating material group | III |

Product data sheet

Automation technology - Sensors and actuators



Product description **M12 Female cable connector, Contacts: 5, 6.0-8.0 mm, unshielded, screw clamp, IP67, UL 2238, PG 9**

Area **M12-A**
Coding **A-coded**
Series **713**
Part no. **99 0436 57 05**

EMC compliance unshielded

Material

| | |
|-----------------------|--------------------------------------|
| Housing material | PA |
| Contact body material | PA |
| Contact material | CuZn (brass) |
| Contact plating | CuSnZn (Optalloy) |
| Locking material | PA |
| REACH SVHC | CAS 7439-92-1 (Lead) |
| SCIP number | 9591a9b1-9d04-4787-9e66-c896cf44fd7b |

Authorization/approvals

| | |
|-----------|---------|
| Approvals | UL 2238 |
|-----------|---------|

Classifications

| | |
|-------------|-------------|
| eCl@ss 11.1 | 27-44-01-02 |
| ETIM 9.0 | EC002635 |

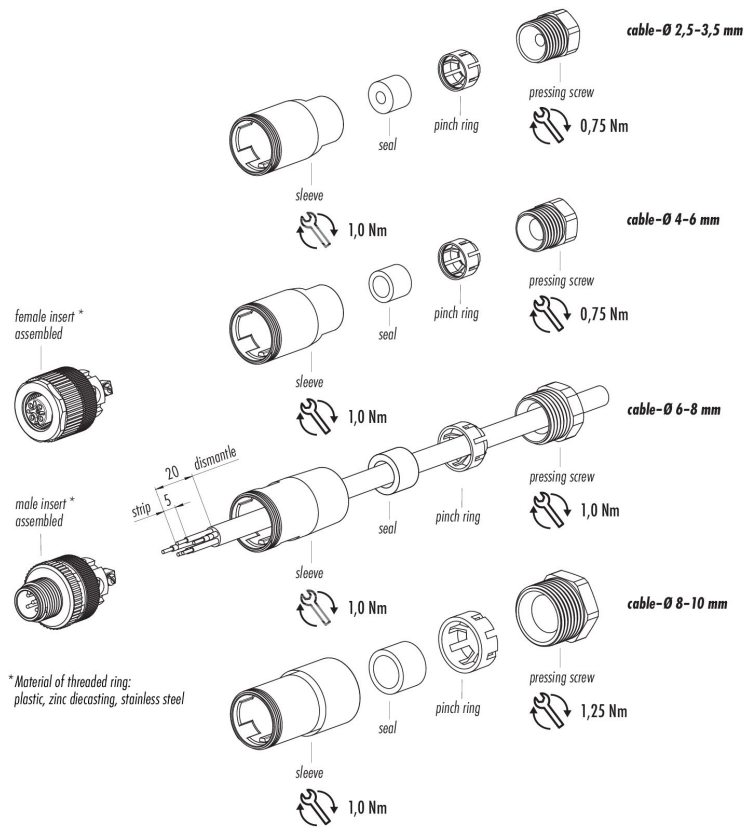
Declarations of conformity

| | |
|-----------------------|---|
| Low Voltage Directive | 2014/35/EU (EN 60529:1991 2014/35/EU;EN 60204-1:2018) |
|-----------------------|---|

| | |
|---------------------|--|
| Product description | M12 Female cable connector, Contacts: 5, 6.0-8.0 mm, unshielded, screw clamp, IP67, UL 2238, PG 9 |
| Area | M12-A |
| Coding | A-coded |
| Series | 713 |
| Part no. | 99 0436 57 05 |

Assembly instructions

1. Bead pressing screw, pinch ring, seal and sleeve to cable.
2. Dismantle cable.
3. Strip and screw on single wires:
4, 5 pole: 0.4 Nm, 8 pole: 0.2 Nm.
4. Screw sleeve to male/female insert.
5. Push seal and pinch ring into sleeve.
6. Tighten pressing screw.



| | |
|---------------------|--|
| Product description | M12 Female cable connector, Contacts: 5, 6.0-8.0 mm, unshielded, screw clamp, IP67, UL 2238, PG 9 |
| Area | M12-A |
| Coding | A-coded |
| Series | 713 |
| Part no. | 99 0436 57 05 |

General Disclaim Notice

The connector must not be plugged or unplugged under load. Non-observance and improper use can result in personal injury.

The connectors have been developed for applications in plant engineering, control and electrical equipment construction. The user is responsible for checking whether the connectors can also be used in other areas of application.

To protect against unintentional opening of the connector, the thread between the housing and the connector head must be secured with a suitable cyanoacrylate adhesive when used in circuits with voltages dangerous to the touch. This does not apply to connectors used in SELV and PELV circuits according to IEC 61140 (EN 61140, VDE 0140-1).

Connectors which are used in circuits with voltages dangerous to the touch may only be installed and used by, or under the supervision of, persons with electrical engineering training, taking into account the applicable regulations and standards.

The user must take suitable safety precautions to ensure that the connector cannot be accidentally disconnected.

Plug connectors with enclosure protection IP67 and IP68 are not suitable for use under water. When used outdoors, the plug connectors must be protected separately against corrosion. For further information on the IP protection classes, please refer to the "Technical Information" download centre.

Please observe the pollution degree and the overvoltage category. For further information, please refer to the download center "Technical Information".

To lock the cable connector with the device connector, the threaded ring is tightened "hand-tight" (approx. 60 cNm).