


BAUREIHE 1683

Ausschalter

Schaltleistung	12 (8) A 250 V~
	10 (8) A 250 V~ 5E4
Umgebungstemperatur	T 100/55
Schaltleistung (UL) & (CSA)	12 A 125 - 250 V AC




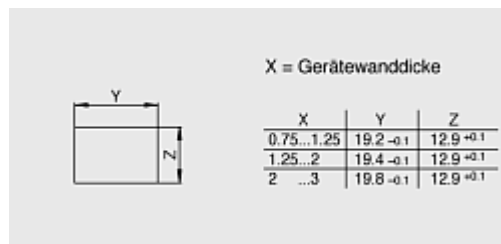
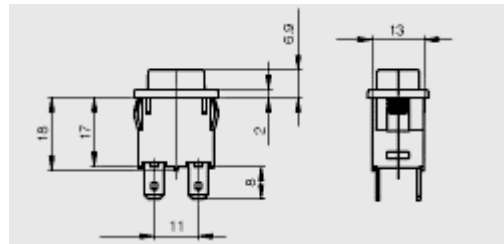
einpölig

 1683.1101



zweipölig

 1684.1101



Geräteausschnitt