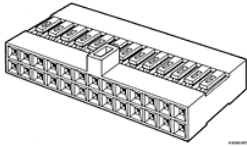


65846-007LF - Mini-PV™, Basics+ : 2.54 x 2.54 mm (0.1 x 0.1 in.) Centerline Crimp-to-Wire PV Receptacle Housing, Double Row, Polarized



www.fci.com



Mating Half

- 69168-114HLF
- 78207-114HLF
- 67996-114HLF
- 68020-114HLF

Specifications

General

Number of contacts	14
Number of rows	2
Orientation	Vertical
Product Type	Crimp-to-Wire Housing
Polarization (Key)	Yes
Mating half	Mates with 0.64 mm (0.025 in.) Square Pin with Length of 5.33 mm (0.21 in.) min. to 6.1 mm (0.24 in.) max.
Series Number	65846

Dimensional

Length (Mating pin)	5.33 mm (0.21 in.) to 6.1 mm (0.24 in)
Size (Wire)	22 to 36 AWG

Electrical

Resistance (Insulation)	100000 M-ohms
Voltage rating	1000V rms

Physical

Color (Housing)	Black
Material (Housing)	PPE+PS
Temperature (Operating - range)	-40°C to +105°C

Approvals / Certifications

UL File Number	E66906
CSA File Number	LR46923
Approvals / Certifications	UL and CSA Approved

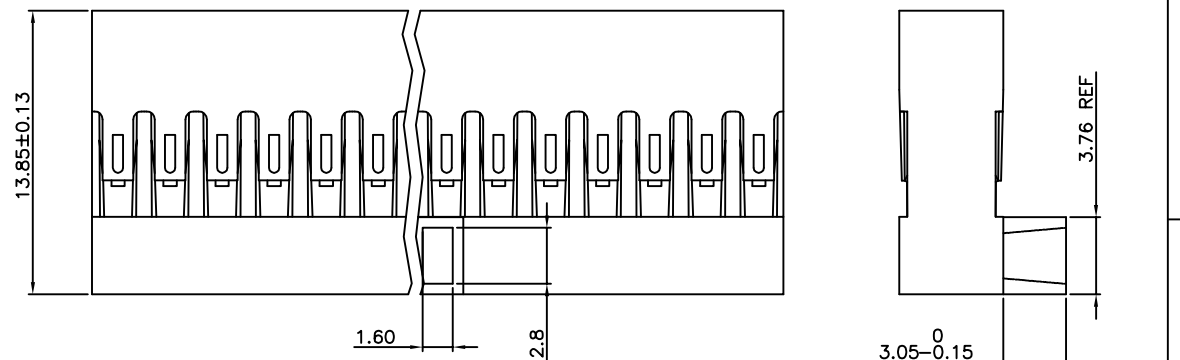
Other Features Accessory	Polarization Plug 65307-001LF
Packaging (Type)	Bag
Comments	PV™ Contact Removal Tool: Part Number HT-0080

PRODUCT NUMBER
65846-0XX(E)LF

PIN STYLE
SEE SHEET 2

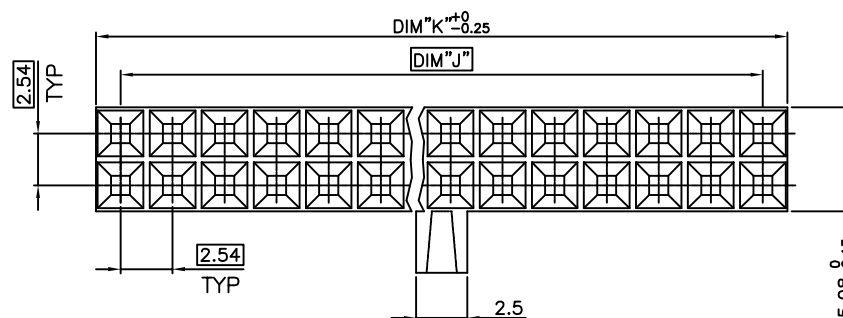
INDICATES THE PRODUCT IS RoHS
COMPLIANT, SEE NOTE 6

65846-YXXLF OR 65846-YXXELF ARE
EXACTLY THE SAME PRODUCTS.
EXTENSION "E" JUST FOR OLD EUROPEAN
DESIGN AND MANUFACTURING SITE



NOTES:

1. MOLDING MATERIAL : MODIFIED POLYPHELYNENE
COLOR BLACK, UL 94 V0
2. LATCH MUST WITHSTAND 18N MIN PULL OUT FORCE
3. STANDARD PACKAGING IN POLYBAGS
4. TERMINALS MUST BE CRIMPED PROPERLY FOR
SATISFACTORY LATCHING :
 - FOR CRIMPING INSTRUCTIONS, SEE TA-75 AND TA-295
 - FOR TERMINAL APPLICATION SEE TA-531.PRODUCT SPECIFICATION: BUS-12-067.
5. THIS HOUSING IS INTENDED FOR USE WITH
MINI PV TERMINAL WITH 22-36 GAUGE WIRE
6. RoHS COMPLIANT PRODUCT SPECIFICATIONS :
 - MEETS PACKAGING SPECS AS PER GS-14-920
 - PRODUCT MEETS EUROPEAN UNION DIRECTIVES
AND OTHER COUNTRY REGULATIONS AS
DESCRIBED IN GS-22-008.
 - THE PRODUCT IS NOT INTENDED TO BE EXPOSED
TO A MANUFACTURING SOLDER PROCESS.



mat'l. code SEE NOTES				surface ISO 1302	tolerance ISO 406 ISO 1101	projection mm	product family BERCONN	
ltr	ecn no	dr	date	tolerances unless otherwise specified		scale 5:1	title	
Y	F12-0064	LMU	12.06.08	angles	linear		MINI LATCH DR	
					.X ±0.3		POLARIZED HSG 2.54mm	
					.XX ±0.13		dwg no	
					.XXX ±0.05	FCI	sheet 1 of 2	
				dr	L.MULIN		65846	
				enrg	L.MULIN		A3	
				chr			type	
				appd	L.MU		CUSTOMER Drawing	
sheet index	revision sheet	Y	Y					
		1	2					

1

2 3

4

5

6

A

B

C

D

A

B

C

D



FCIconnect.com

Copyright FCI

PIN STYLE	No. OF POS.	DIM J	DIM K
01	2x12	27.94	30.33
02	2x15	35.56	37.95
03	2x19	45.72	48.11
04	2x22	53.34	55.73
05	2x27	66.04	68.43
06	2x10	22.86	25.25
07	2x07	15.24	17.63
08	2x09	20.32	22.71
09	2x32	78.74	81.13
10	2x05	10.16	12.55
11	2x08	17.78	20.17
12	2x25	60.96	63.35
13	2x30	73.66	76.05
14	2x02	2.54	4.93
15	2x03	5.08	7.47
16	2x04	7.62	10.01
17	2x06	12.70	15.09
18	2x11	25.40	27.79
19	2x13	30.48	32.87
20	2x14	33.02	35.41
21	2x16	38.10	40.49
22	2x17	40.64	43.03
23	2x18	43.18	45.57
24	2x20	48.26	50.65
25	2x21	50.80	53.19
26	2x23	55.88	58.27
27	2x24	58.42	60.81
28	2x26	63.50	65.89
29	2x28	68.58	70.97
30	2x29	71.12	73.51
31	2x31	76.20	78.59
32	2x33	81.28	83.67
33	2x34	83.82	86.21
34	2x35	86.36	88.75
35	2x36	88.90	91.29

mat'l. code				surface <input checked="" type="checkbox"/> ISO 1302		tolerance <input checked="" type="checkbox"/> ISO 406 <input type="checkbox"/> ISO 1101		projection		product family BERCONN					
ltr ecn no dr date				tolerances unless otherwise specified						title					
Y F12-0064 LMU 12.06.08				angles linear		.X ±0.3 .XX ±0.13 .XXX ±0.05		scale 5:1		MINI LATCH DR POLARIZED HSG 2.54mm					
				dr L.MULIN		11.01.10				dwg no		sheet 2 of		size	
				enr L.MULIN		11.01.10				65846		A3			
				chr						type		CUSTOMER		Drawing	
				appd L.MU		11.01.10									
sheet index		revision sheet													