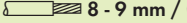
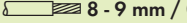


Modular Terminal Blocks with Fixing Flange or Snap-In Mounting Foot 2.5 mm²













































261 Series

CAGE CLAMP®

0.08 - 2.5 mm ² 500 V/6 kV/3 ① I _N 24 A	AWG 28 - 14 300 V, 15 A ③ 300 V, 20 A ④	0.08 - 2.5 mm ² 500 V/6 kV/3 ① I _N 24 A	AWG 28 - 14 300 V, 15 A ③ 300 V, 20 A ④
Terminal block width 6 mm / 0.236 in  8 - 9 mm / 0.33 in ②		Terminal block width 10 mm / 0.394 in  8 - 9 mm / 0.33 in ②	



- ① 500 V = rated voltage
6 kV = rated surge voltage
3 = pollution degree
(also see Section 14)
- ② Strip length, see packaging or instructions.
- ③ Suitable for Ex i applications
- ④ See application notes for:
Test plug module, page 456

Color	Item No.	Pack. Unit	Color	Item No.	Pack. Unit	261 Series Accessories
2-conductor terminal block with fixing flange , for screw or similar mounting types, fixing hole 3.2 mm Ø, with 209-123 mounting adapter also for DIN 35 rail  gray 261-301 200 (4x50)  light gray 261-303 200 (4x50)  blue 261-304 ③ 200 (4x50)  orange 261-306 200 (4x50)  green-yellow 261-307 200 (4x50)			4-conductor terminal block with fixing flange , for screw or similar mounting types, fixing hole 3.2 mm Ø, with 209-123 mounting adapter also for DIN 35 rail  gray 261-331 200 (4x50)  light gray 261-333 200 (4x50)  blue 261-334 ③ 200 (4x50)  orange 261-336 200 (4x50)  green-yellow 261-337 200 (4x50)			
2-conductor terminal block with snap-in mounting foot , for plate thickness 0.6-1.2 mm, fixing hole 3.5 mm Ø, fits 210-154 aluminum rail or with 209-120 mounting adapter for DIN 35 rail  gray 261-311 200 (4x50)  light gray 261-313 200 (4x50)  blue 261-314 ③ 200 (4x50)  orange 261-316 200 (4x50)  green-yellow 261-317 200 (4x50)			4-conductor terminal block with snap-in mounting foot , for plate thickness 0.6-1.2 mm, fixing hole 3.5 mm Ø, fits 210-154 aluminum rail or with 209-120 mounting adapter for DIN 35 rail  gray 261-341 200 (4x50)  light gray 261-343 200 (4x50)  blue 261-344 ③ 200 (4x50)  orange 261-346 200 (4x50)  green-yellow 261-347 200 (4x50)			End stop , for WSB Quick markers, for 210-154 aluminum rail, 6 mm wide  209-122 25
2-conductor end terminal block , without fixing foot, for terminal strips with snap-in mounting feet  gray 261-321 200 (4x50)  light gray 261-323 200 (4x50)  blue 261-324 ③ 200 (4x50)  orange 261-326 200 (4x50)  green-yellow 261-327 200 (4x50)			4-conductor end terminal block , without fixing foot, for terminal strips with snap-in mounting feet  gray 261-351 200 (4x50)  light gray 261-353 200 (4x50)  blue 261-354 ③ 200 (4x50)  orange 261-356 200 (4x50)  green-yellow 261-357 200 (4x50)			Mounting foot , for DIN 35 rail, can be snapped on terminal blocks with snap-in mounting foot, 6.4 mm wide  209-120 25
Item-Specific Accessories Test plug module ,  can be snapped together, 6 mm wide gray 249-136 100 (4x25)			Item-Specific Accessories Test plug module ,  can be snapped together, 10 mm wide gray 249-139 100 (4x25)			Mounting foot with screw , for DIN 35 rail, can be screwed on terminal blocks with fixing flange, 6.4 mm wide  gray 209-123 25
Test plug module with locking levers ,  can be snapped together, 6 mm wide gray 261-404 100 (4x25)			Test plug module with locking levers ,  can be snapped together, 10 mm wide gray 261-405 100 (4x25)			Mounting adapter , for DIN 35 rail, can be used as end plate, 6.5 mm wide  gray 209-137 25
261 Series Accessories For marking accessories, see Section 13						
End plate with fixing flange  gray 261-361 300 (6x50)			Comb-style jumper bar , insulated, I _N 16 A, gray, reduces maximum conductor size to 1.5 mm ² /AWG 16  2-way 261-402 25			Test plug , with 500 mm cable, 2 mm Ø, red  210-136 50
End plate with snap-in mounting foot  gray 261-371 300 (6x50)			Operating tool , of insulating material, for inserting comb-style jumper bars  2-way 209-132 1			Test plug , with 500 mm cable, 2.3 mm Ø, yellow  210-137 50