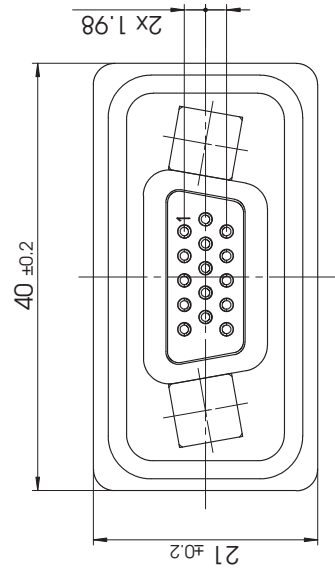
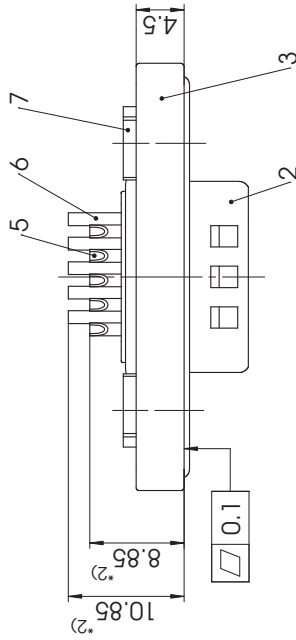
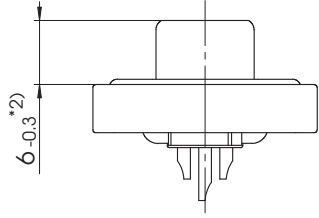
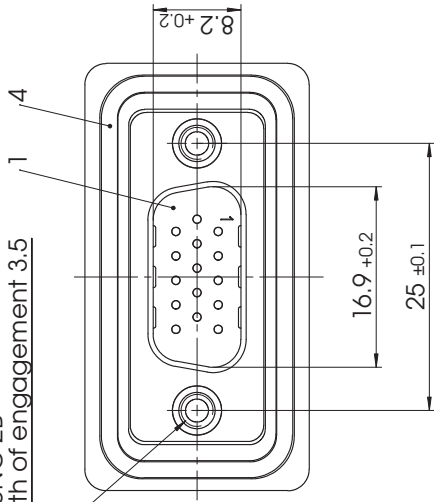


4-40UNC-2B
length of engagement 3.5



Packing unit on supplement AM0409

*2) Dimension starts from front surface of shell (Part-No. 2)

max. torque are 40 Ncm
D-Sub connector with watertight frame,
Protection standard IP67, 100% checked
according to DIN EN 60529 (compl. mounted)

7	2	Clinch nut	WD 4-40 / Brass	fin plated
6	5	Signal contact	HP36 / Brass	0.3µm Au / AWG 22
5	10	Signal contact	HP0 / Brass	0.3µm Au / AWG 22
4	1	O-ring seal	Silicone / UL94V-0	red
3	1	Watertight frame	Zinc die-cast	nickel plated
2	1	Shell	Brass	fin plated
1	1	Insulator	Thermoplastic, GF UL94V-0	fin plated
No.	St.	Part	Type Description / Material	Surface plating / Colour / Class

		Measurement without tolerance acc. to ISO 2768-m NAME / DATE Anke Meyer-Richter 19-10-2011 CSchoeningh 19-10-2011	SCALE 2:1	TITLE Waterproof Connector System
	DRAWN CHECKED	ORIGINAL: DIN A3-DRAWING AS A FILE ORIGINAL: DIN A3-DRAWING AS A FILE	CH.-NO. DATE	DWG.NO. FWDRM09-15P-K1820

REV.	1	PAGES	1
REPLACEMENT FOR:			