



Main

Range	Multi 9
Product name	Multi 9 C60
Product or component type	Miniature circuit-breaker
Device short name	C60SP
Device application	Distribution
Poles description	1P
Number of protected poles	1
[In] rated current	3 A at 25 °C conforming to EN/IEC 60947-2
Network type	DC AC
Trip unit technology	Thermal-magnetic
Curve code	C
Breaking capacity	10 KA AIR at 277 V AC conforming to UL 1077 14 KA AIR at 240 V AC conforming to UL 1077 14 KA AIR at 120 V AC conforming to UL 1077 10 KA AIR at 65 V DC conforming to UL 1077 10 KA AIR at 277 V AC conforming to CSA C22.2 No 235 14 KA AIR at 240 V AC conforming to CSA C22.2 No 235 14 KA AIR at 120 V AC conforming to CSA C22.2 No 235 10 KA AIR at 65 V DC conforming to CSA C22.2 No 235 3 KA Icu at 415 V AC conforming to EN/IEC 60947-2 10 KA Icu at 240 V AC conforming to EN/IEC 60947-2 20 KA Icu at 60 V DC conforming to EN/IEC 60947-2 3 KA Icu at 415 V AC conforming to GB 14048.2 10 KA Icu at 240 V AC conforming to GB 14048.2 20 kA Icu at 60 V DC conforming to GB 14048.2
Suitability for isolation	Yes conforming to EN/IEC 60947-2
Standards	EN/IEC 60947-2 GB 14048.2 UL 1077 CSA C22.2 No 235
Product certifications	IEC CCC UR CSA

The information provided in this documentation contains general descriptions and/or technical characteristics of the performance of the products contained herein. This documentation is not intended as a substitute for and is not to be used for determining suitability or reliability of these products for specific user applications. It is the duty of any such user or integrator to perform the appropriate and complete risk analysis, evaluation and testing of the products with respect to the relevant specific application or use thereof. Neither Schneider Electric Industries SAS nor any of its affiliates or subsidiaries shall be responsible or liable for misuse of the information contained herein.




Complementary

[Ue] rated operational voltage	240 V AC 50/60 Hz 415 V AC 50/60 Hz 60 V DC
Magnetic tripping limit	8.5 x In +/- 20 % AC 12 x In +/- 20 % DC
[Ics] rated service breaking capacity	2.25 KA 75 % conforming to EN/IEC 60947-2 - 415 V AC 7.5 KA 75 % conforming to EN/IEC 60947-2 - 240 V AC 20 KA 100 % conforming to EN/IEC 60947-2 - 60 V DC 2.25 KA 75 % conforming to GB 14048.2 - 415 V AC 7.5 KA 75 % conforming to GB 14048.2 - 240 V AC 20 KA 100 % conforming to GB 14048.2 - 60 V DC
[Ui] rated insulation voltage	500 V AC conforming to EN/IEC 60947-2
[Uimp] rated impulse withstand voltage	6 kV conforming to EN/IEC 60947-2
Contact position indicator	Yes
Control type	Toggle
Local signalling	ON/OFF indication
Mounting mode	Clip-on
Mounting support	DIN rail
9 mm pitches	2
Height	81 mm
Width	18 mm
Depth	72 mm
Colour	Grey
Mechanical durability	20000 cycles
Electrical durability	10000 cycles
Provision for padlocking	Padlockable
Connections - terminals	Tunnel type terminal (top or bottom)1...25 mm ² (AWG 18...AWG 8) - rigid Tunnel type terminal (top or bottom)1...16 mm ² (AWG 18...AWG 8) - flexible with ferrule Tunnel type terminal (top or bottom)1...16 mm ² (AWG 18...AWG 8) - flexible
Wire stripping length	14 mm for top or bottom connection
Tightening torque	2.5 N.m top or bottom
Earth-leakage protection	Without

Environment

IP degree of protection	IP20 conforming to IEC 60529 IP40 (modular enclosure) conforming to IEC 60529
Pollution degree	3 conforming to EN/IEC 60947-2
Tropicalisation	2 conforming to IEC 60068-1
Relative humidity	95 % at 55 °C
Operating altitude	0...2000 m
Ambient air temperature for operation	-30...70 °C
Ambient air temperature for storage	-40...80 °C

Offer Sustainability

Sustainable offer status	Green Premium product
REACH Regulation	 REACH Declaration
EU RoHS Directive	Compliant  EU RoHS Declaration
Mercury free	Yes
RoHS exemption information	 Yes
China RoHS Regulation	 China RoHS Declaration
Environmental Disclosure	 Product Environmental Profile
WEEE	The product must be disposed on European Union markets following specific waste collection and never end up in rubbish bins