


PTSM 0,5/ 4-HH-2,5-SMD WH R32 - PCB header



1708007

<https://www.phoenixcontact.com/in/products/1708007>

Please be informed that the data shown in this PDF document is generated from our online catalog. Please find the complete data in the user documentation. Our general terms of use for downloads are valid.



PCB headers, nominal cross section: 0.5 mm², color: signal white, nominal current: 6 A, rated voltage (III/2): 160 V, contact surface: Sn, contact connection type: Pin, number of potentials: 4, number of rows: 1, number of positions: 4, number of connections: 4, product range: PTSM 0,5/..-HH-SMD WH, pitch: 2.5 mm, mounting: SMD soldering, pin layout: Linear pad geometry, solder pin [P]: 2 mm, number of solder pins per potential: 1, plug-in system: COMBICON PTSM, Pin connector pattern alignment: Standard, locking: without, mounting method: without, type of packaging: 32 mm wide tape, Article with anti-rotation pin

Your advantages

- White design: Stable color when welding and during use
- Designed for integration into the SMT soldering process
- Supplied in tape-on-reel packing according to IEC 60286-3 for automated mounting
- Additional solder anchors reduce the mechanical strain on the soldering spots

Commercial data

Item number	1708007
Packing unit	600 pc
Minimum order quantity	600 pc
Sales key	AAA
Product key	AAAUPA
GTIN	4046356960632
Weight per piece (including packing)	1.365 g
Weight per piece (excluding packing)	1.365 g
Customs tariff number	85366930
Country of origin	IN

1708007

<https://www.phoenixcontact.com/in/products/1708007>

Technical data

Product properties

Product type	PCB headers
Product family	PTSM 0,5/...-HH-SMD WH
Product line	COMBICON Connectors XS
Type	Standard
Number of positions	4
Pitch	2.5 mm
Number of connections	4
Number of rows	1
Number of potentials	4
Mounting flange	without
Pin layout	Linear pad geometry
Solder pins per potential	1

Electrical properties

Nominal current I_N	6 A
Nominal voltage U_N	160 V
Contact resistance	3 mΩ
Rated voltage (III/3)	125 V
Rated surge voltage (III/3)	2.5 kV
Rated voltage (III/2)	160 V
Rated surge voltage (III/2)	2.5 kV
Rated voltage (II/2)	320 V
Rated surge voltage (II/2)	2.5 kV

Mounting

Mounting type	SMD soldering
Pin layout	Linear pad geometry

Processing notes

Process	Reflow soldering
Moisture Sensitive Level	MSL 1
Classification temperature T_c	260 °C
Solder cycles in the reflow	3

Material specifications

Material data - contact

Note	WEEE/RoHS-compliant, free of whiskers according to IEC 60068-2-82/JEDEC JESD 201
Contact material	Cu alloy
Surface characteristics	Tin-plated
Metal surface contact area (top layer)	Tin (3 - 5 μm Sn)

PTSM 0,5/ 4-HH-2,5-SMD WH R32 - PCB header



1708007

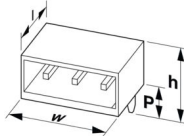
<https://www.phoenixcontact.com/in/products/1708007>

Metal surface contact area (middle layer)	Nickel (1.3 - 3 µm Ni)
Metal surface soldering area (top layer)	Tin (3 - 5 µm Sn)
Metal surface soldering area (middle layer)	Nickel (1.3 - 3 µm Ni)

Material data - housing

Color (Housing)	signal white (9003)
Insulating material	PA
Insulating material group	I
CTI according to IEC 60112	600
Flammability rating according to UL 94	V0

Dimensions

Dimensional drawing	
Pitch	2.5 mm
Width [w]	13.8 mm
Height [h]	7 mm
Length [l]	9.5 mm
Installed height	5 mm
Solder pin length [P]	2 mm

PCB design

Pad geometry	1.2 x 3.2 mm
Pin spacing	2.50 mm
Hole diameter	1.1 mm

Mechanical tests

Visual inspection

Specification	IEC 60512-1-1:2002-02
Result	Test passed

Dimension check

Specification	IEC 60512-1-2:2002-02
Result	Test passed

Resistance of inscriptions

Specification	IEC 60068-2-70:1995-12
Result	Test passed

Polarization and coding

Specification	IEC 60512-13-5:2006-02
Result	Test passed

1708007

<https://www.phoenixcontact.com/in/products/1708007>

Contact holder in insert

Specification	IEC 60512-15-1:2008-05
Contact holder in insert Requirements >20 N	Test passed

Insertion and withdrawal forces

Result	Test passed
No. of cycles	10
Insertion strength per pos. approx.	5 N
Withdraw strength per pos. approx.	4 N

Electrical tests

Thermal test | Test group C

Specification	IEC 60512-5-1:2002-02
Tested number of positions	8

Insulation resistance

Specification	IEC 60512-3-1:2002-02
Insulation resistance, neighboring positions	> 5 MΩ

Air clearances and creepage distances |

Specification	IEC 60664-1:2007-04
Insulating material group	I
Comparative tracking index (IEC 60112)	CTI 600
Rated insulation voltage (III/3)	125 V
Rated surge voltage (III/3)	2.5 kV
minimum clearance value - non-homogenous field (III/3)	1.5 mm
minimum creepage distance (III/3)	1.9 mm
Rated insulation voltage (III/2)	160 V
Rated surge voltage (III/2)	2.5 kV
minimum clearance value - non-homogenous field (III/2)	1.5 mm
minimum creepage distance (III/2)	1.5 mm
Rated insulation voltage (II/2)	320 V
Rated surge voltage (II/2)	2.5 kV
minimum clearance value - non-homogenous field (II/2)	1.5 mm
minimum creepage distance (II/2)	1.6 mm

Environmental and real-life conditions

Vibration test

Specification	IEC 60068-2-6:2007-12
Frequency	10 - 150 - 10 Hz
Sweep speed	1 octave/min
Amplitude	0.35 mm (10 Hz ... 60.1 Hz)
Acceleration	5g (60.1 Hz ... 150 Hz)

1708007

<https://www.phoenixcontact.com/in/products/1708007>

Test duration per axis	2.5 h
Test directions	X-, Y- and Z-axis

Durability test

Specification	IEC 60512-9-1:2010-03
Impulse withstand voltage at sea level	2.95 kV
Contact resistance R_1	3 mΩ
Contact resistance R_2	4 mΩ
Insertion/withdrawal cycles	10

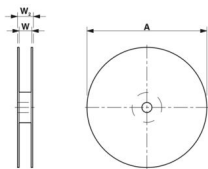
Climatic test

Specification	ISO 6988:1985-02
Corrosive stress	0.2 dm ³ SO ₂ on 300 dm ³ /40 °C/1 cycle
Thermal stress	100 °C/168 h
Power-frequency withstand voltage	1.39 kV

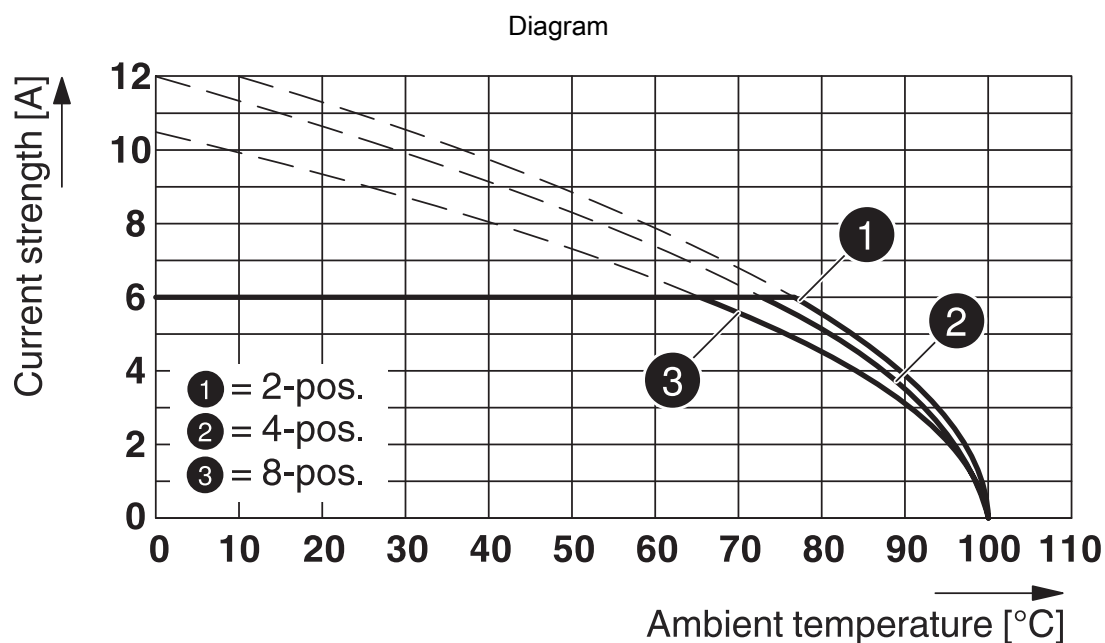
Ambient conditions

Ambient temperature (operation)	-40 °C ... 100 °C (dependent on the derating curve)
Ambient temperature (storage/transport)	-40 °C ... 70 °C
Relative humidity (storage/transport)	30 % ... 70 %
Ambient temperature (assembly)	-5 °C ... 100 °C

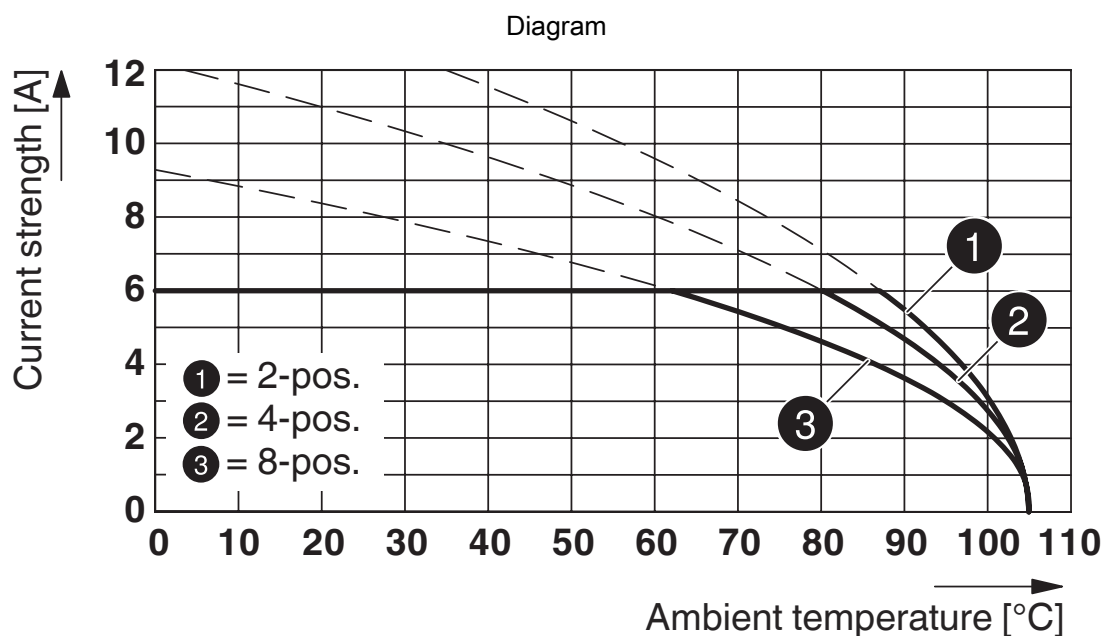
Packaging specifications

Dimensional drawing	
Type of packaging	32 mm wide tape
[W] tape width	32 mm
[W2] coil overall dimension	38.4 mm
[A] coil diameter	330 mm
Outer packaging type	Transparent-Bag
ESD level	(D) electrostatically conductive
Specification	DIN EN 61340-5-1 (VDE 0300-5-1): 2008-07

Drawings

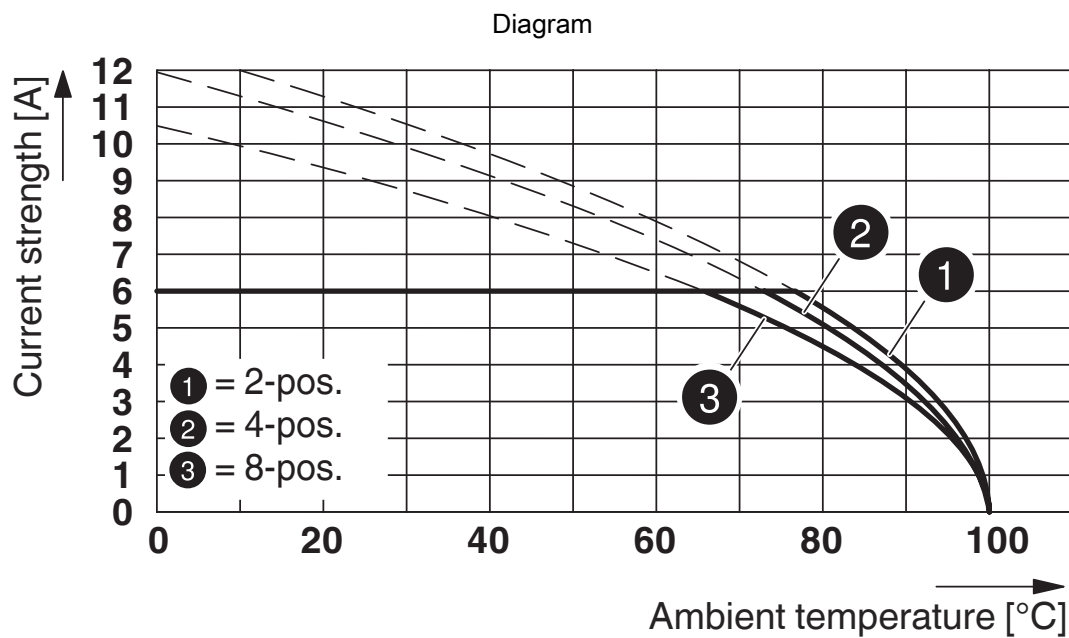


Type: PTSM 0,5/...-PL-2,5 ... with PTSM 0,5/...-HH-2,5-SMD... R...

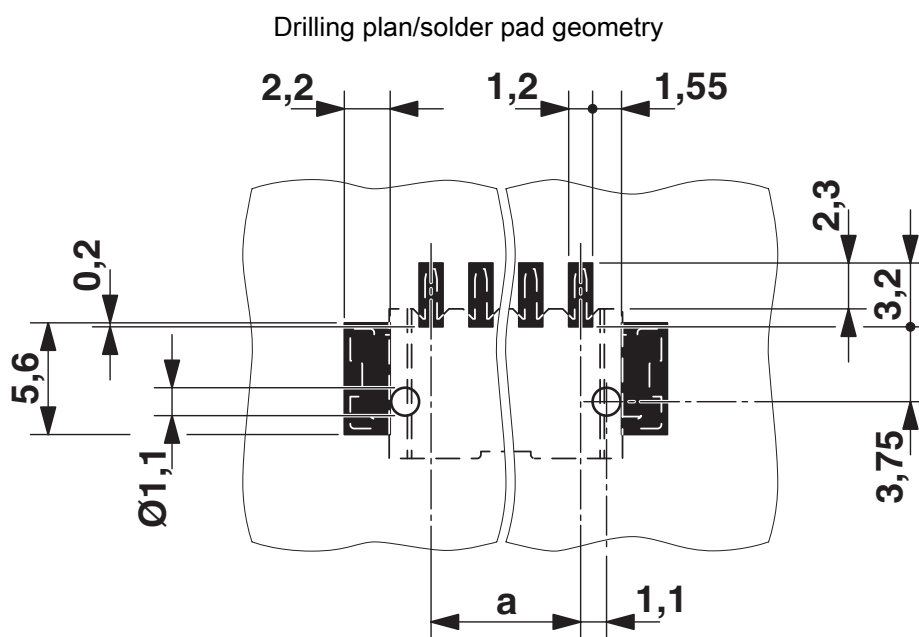


Type: PTCM 0,5/...-PL-2,5 WH with PTSM 0,5/...-HH(0)-2,5-SMD WH R...

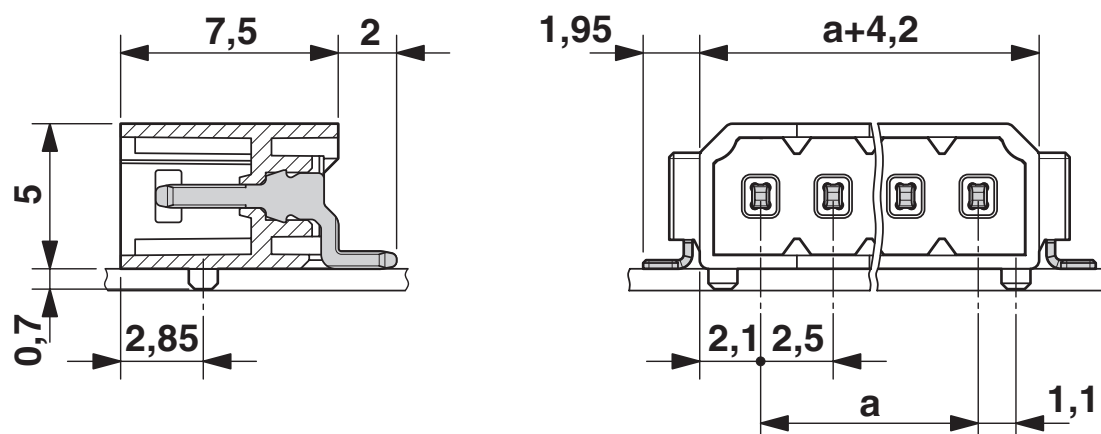
1708007

<https://www.phoenixcontact.com/in/products/1708007>


Type: PTSM 0,5/...-P-2,5 WH... with PTSM 0,5/...-HH0-2,5-SMD WH R...



Dimensional drawing



PTSM 0,5/ 4-HH-2,5-SMD WH R32 - PCB header





1708007


<https://www.phoenixcontact.com/in/products/1708007>

Approvals

To download certificates, visit the product detail page: <https://www.phoenixcontact.com/in/products/1708007>

 UL Recognized Approval ID: E118976-20130619				
	Nominal voltage U_N	Nominal current I_N	Cross section AWG	Cross section mm^2
Use group B				
	150 V	5 A	-	-

 cULus Recognized Approval ID: E60425-20110108				
	Nominal voltage U_N	Nominal current I_N	Cross section AWG	Cross section mm^2
Use group B				
	150 V	6 A	-	-

 VDE approval of drawings Approval ID: 40048497				
	Nominal voltage U_N	Nominal current I_N	Cross section AWG	Cross section mm^2
	160 V	6 A	-	-

PTSM 0,5/ 4-HH-2,5-SMD WH R32 - PCB header



1708007

<https://www.phoenixcontact.com/in/products/1708007>

Classifications

ECLASS

ECLASS-11.0	27460201
ECLASS-12.0	27460201
ECLASS-13.0	27460201

ETIM

ETIM 9.0	EC002637
----------	----------

UNSPSC

UNSPSC 21.0	39121400
-------------	----------

PTSM 0,5/ 4-HH-2,5-SMD WH R32 - PCB header



1708007

<https://www.phoenixcontact.com/in/products/1708007>

Environmental product compliance

EU RoHS	
Fulfills EU RoHS substance requirements	Yes, No exemptions
China RoHS	
Environment friendly use period (EFUP)	EFUP-E
	No hazardous substances above the limits
EU REACH SVHC	
REACH candidate substance (CAS No.)	No substance above 0.1 wt%

PTSM 0,5/ 4-HH-2,5-SMD WH R32 - PCB header



1708007

<https://www.phoenixcontact.com/in/products/1708007>

Accessories

PTSM 0,5/ 4-P-2,5 WH - PCB connector

1704857

<https://www.phoenixcontact.com/in/products/1704857>



PCB connector, nominal cross section: 0.5 mm^2 , color: white, nominal current: 6 A, rated voltage (III/2): 160 V, contact surface: Sn, contact connection type: Socket, number of potentials: 4, number of rows: 1, number of positions: 4, number of connections: 4, product range: PTSM 0,5/...-P WH, pitch: 2.5 mm, connection method: Push-in spring connection, conductor/PCB connection direction: 0° , plug-in system: COMBICON PTSM, locking: without, mounting method: without, type of packaging: packed in cardboard

PTSM 0,5/ 4-HHI-2,5-SMD WHR44 - PCB header

1707993

<https://www.phoenixcontact.com/in/products/1707993>



PCB headers, nominal cross section: 0.5 mm^2 , color: signal white, nominal current: 6 A, rated voltage (III/2): 160 V, contact surface: Sn, contact connection type: Socket, number of potentials: 4, number of rows: 1, number of positions: 4, number of connections: 4, product range: PTSM 0,5/...-HHI-SMD WH, pitch: 2.5 mm, mounting: SMD soldering, pin layout: Linear pad geometry, solder pin [P]: 2 mm, number of solder pins per potential: 1, plug-in system: COMBICON PTSM, Pin connector pattern alignment: Standard, locking: without, mounting method: without, type of packaging: 44 mm wide tape, Article with anti-rotation pin

PTSM 0,5/ 4-HH-2,5-SMD WH R32 - PCB header



1708007

<https://www.phoenixcontact.com/in/products/1708007>

PTSM 0,5/ 4-HHI0-2,5-SMD WHR44 - PCB header

1815219

<https://www.phoenixcontact.com/in/products/1815219>




PCB headers, nominal cross section: 0.5 mm², color: signal white, nominal current: 6 A, rated voltage (III/2): 160 V, contact surface: Sn, contact connection type: Socket, number of potentials: 4, number of rows: 1, number of positions: 4, number of connections: 4, product range: PTSM 0,5/...-HHI-SMD WH, pitch: 2.5 mm, mounting: SMD soldering, pin layout: Linear pad geometry, number of solder pins per potential: 1, plug-in system: COMBICON PTSM, Pin connector pattern alignment: Standard, locking: without, mounting method: without, type of packaging: 44 mm wide tape

PTSM 0,5/ 4-HHI-2,5-THR WH R32 - PCB header

1815002

<https://www.phoenixcontact.com/in/products/1815002>



PCB headers, nominal cross section: 0.5 mm², color: signal white, nominal current: 6 A, rated voltage (III/2): 160 V, contact surface: Sn, contact connection type: Socket, number of potentials: 4, number of rows: 1, number of positions: 4, number of connections: 4, product range: PTSM 0,5/...-HHI-THR WH, pitch: 2.5 mm, mounting: THR soldering / wave soldering, pin layout: Linear pinning, solder pin [P]: 2.1 mm, number of solder pins per potential: 1, plug-in system: COMBICON PTSM, Pin connector pattern alignment: Standard, locking: without, mounting method: without, type of packaging: 32 mm wide tape

PTSM 0,5/ 4-HH-2,5-SMD WH R32 - PCB header



1708007

<https://www.phoenixcontact.com/in/products/1708007>

PTSM 0,5/ 4-PL-2,5 WH - PCB connector

1709460

<https://www.phoenixcontact.com/in/products/1709460>



PCB connector, nominal cross section: 0.5 mm², color: white, nominal current: 6 A, rated voltage (III/2): 160 V, contact surface: Sn, contact connection type: Socket, number of potentials: 4, number of rows: 1, number of positions: 4, number of connections: 4, product range: PTSM 0,5/...-PL WH, pitch: 2.5 mm, connection method: Push-in spring connection, conductor/PCB connection direction: 0 °, plug-in system: COMBICON PTSM, locking: Snap-in locking, mounting method: Latching flange, type of packaging: packed in cardboard

CAC-PTCM1015462/D - Cable

1084513

<https://www.phoenixcontact.com/in/products/1084513>



Assembled PCB connector / Connecting cable with 2 printed circuit board connectors, rated current: 6 A, cable length: Free input (0.1 ... 3.0 m), Head 1: 4-position , pitch: 2.5 mm , Crimp connection , Socket, Color: white, Cable type: Individual litz wire, PVC, 22 AWG, white, Head 2: 4-position, pitch: 2.5 mm , Crimp connection , Socket, Color: white, Cable type: Individual litz wire, PVC, 20 AWG, white, Individual litz wire, PVC, 22 AWG, white

PTSM 0,5/ 4-HH-2,5-SMD WH R32 - PCB header



1708007

<https://www.phoenixcontact.com/in/products/1708007>

CAC-PTCM1015462/1015244 - Assembled PCB connectors

1084535

<https://www.phoenixcontact.com/in/products/1084535>



Assembled PCB connector / Connecting cable with 2 printed circuit board connectors, rated current: 6 A, cable length: Free input (0.1 ... 3.0 m), Head 1: 4-position , pitch: 2.5 mm , Crimp connection , Socket, Color: white, Cable type:Individual litz wire, PVC, 22 AWG, white, Head 2: 4-position, pitch: 2.5 mm , Crimp connection , Pin, Color: white, Cable type:Individual litz wire, PVC, 20 AWG, white, Individual litz wire, PVC, 22 AWG, white

Phoenix Contact 2025 © - all rights reserved

<https://www.phoenixcontact.com>

PHOENIX CONTACT (I) Pvt. Ltd.

A-58/2, Okhla Industrial Area, Phase - II, New Delhi-110 020

+91.1275.71420

info@phoenixcontact.co.in