

DTM04-12PC

✓ ACTIVE

DEUTSCH | DEUTSCH DT, DEUTSCH DTM

TE Internal #: DTM04-12PC

Hybrid, Housing for Male Terminals, Wire-to-Wire, 12 Position, .165 in [4.19 mm] Centerline, Sealable, Green, Wire & Cable, Power & Signal

[View on TE.com >](#)



Connectors > Automotive Connectors > Connector Housings > DEUTSCH DTM HOUSINGS



Connector & Housing Type: **Housing for Male Terminals**

Mating Pin Diameter: **1.02 mm [ .04 in ]**

Connector System: **Wire-to-Wire**

Number of Positions: **12**

Centerline (Pitch): **4.19 mm [ .165 in ]**

[All DEUTSCH DTM HOUSINGS \(95\)](#)

Features

Product Type Features

Connector & Housing Shape	Rectangular
Connector & Housing Type	Housing for Male Terminals
Connector System	Wire-to-Wire
Sealable	Yes
Hybrid Connector	No
Primary Locking Feature	Integrated in Housing
Connector & Contact Terminates To	Wire & Cable

Configuration Features

Blank Cavity Position	0
Number of Positions	12
Number of Rows	2

Electrical Characteristics

Operating Voltage	250 VAC
Nominal Voltage Architecture	12 V, 24 V, 48 V

Body Features

Cable Exit Angle	180°
------------------	------



Body Material	PA GF
Primary Product Color	Green
Connector Code	C

Contact Features

Contact Size	Size 20
Mating Pin Diameter	1.02 mm[.04 in]
Contact Current Rating (Max)	7.5 A

Mechanical Attachment

Mounting Feature	With
Terminal Position Assurance	Yes
Strain Relief	Add By Accessory
Mating Alignment Type	Keyed
Mating Alignment	With
Connector Mounting Type	Cable Mount (Free-Hanging)

Housing Features

Centerline (Pitch)	4.19 mm[.165 in]
--------------------	------------------

Dimensions

Product Width	20.22 mm[.796 in]
Product Length	43.69 mm[1.72 in]
Product Height	40.01 mm[1.575 in]
Row-to-Row Spacing	7.11 mm[.28 in]
Accepts Wire Insulation Diameter Range	1.35 – 3.05 mm[.053 – .12 in]

Usage Conditions

Operating Temperature (Max)	125 °C[257 °F]
Operating Temperature Range	-55 – 125 °C[-67 – 257 °F]

Operation/Application

Circuit Application	Power & Signal
---------------------	----------------

Industry Standards

Agency/Standard	SAE J2030
Degree of Protection	IP68, IP6K9K
UL Flammability Rating	20mm Flame Test per Standard UL-94

Packaging Features



Packaging Quantity	350
Packaging Method	Box

Other

Serviceable	Yes
Connector Position Assurance Capable	No

Product Compliance

For compliance documentation, visit the product page on TE.com>

EU RoHS Directive 2011/65/EU	Compliant
EU ELV Directive 2000/53/EC	Compliant
China RoHS 2 Directive MIIT Order No 32, 2016	No Restricted Materials Above Threshold
EU REACH Regulation (EC) No. 1907/2006	Current ECHA Candidate List: JAN 2022 (223) Candidate List Declared Against: JAN 2022 (223) Does not contain REACH SVHC
Halogen Content	Not Low Halogen - contains Br or Cl > 900 ppm.
Solder Process Capability	Not reviewed for solder process capability

Product Compliance Disclaimer

This information is provided based on reasonable inquiry of our suppliers and represents our current actual knowledge based on the information they provided. This information is subject to change. The part numbers that TE has identified as EU RoHS compliant have a maximum concentration of 0.1% by weight in homogenous materials for lead, hexavalent chromium, mercury, PBB, PBDE, DBP, BBP, DEHP, DIBP, and 0.01% for cadmium, or qualify for an exemption to these limits as defined in the Annexes of Directive 2011/65/EU (RoHS2). Finished electrical and electronic equipment products will be CE marked as required by Directive 2011/65/EU. Components may not be CE marked. Additionally, the part numbers that TE has identified as EU ELV compliant have a maximum concentration of 0.1% by weight in homogenous materials for lead, hexavalent chromium, and mercury, and 0.01% for cadmium, or qualify for an exemption to these limits as defined in the Annexes of Directive 2000/53/EC (ELV). Regarding the REACH Regulation, the information TE provides on SVHC in articles for this part number is based on the latest European Chemicals Agency (ECHA) 'Guidance on requirements for substances in articles' posted at this URL: <https://echa.europa.eu/guidance-documents/guidance-on-reach>

Compatible Parts



TE Part # CAT-D48-ST273  
DEUTSCH SOLID CONTACTS



TE Part # DT-RT1  
EXT TOOL, FRONT RELEASE



TE Part # CAT-D48-SP729  
DEUTSCH SEALING PLUGS



TE Part # 1028-034-1205  
BKSHL, 12P, BLK, REC, ST, NW 13/17



TE Part # CAT-D485-CH8172  
DEUTSCH DTM HOUSINGS



TE Part # CAT-D485-W416  
DEUTSCH DTM WEDGELOCKS



TE Part # CAT-D487-M8649  
DEUTSCH DT MOUNTING CLIPS



TE Part # CAT-D48-SFT273  
DEUTSCH STAMPED & FORMED CONTACTS



TE Part # 1924487-2  
MOUNTING CLIP, AMPSEAL 16



TE Part # DTM12P-DC  
PROTECT CVR, 12P, REC, GRY, DTM



TE Part # DTM12P-BT  
BOOT, 12P, REC, ST, GRY



TE Part # DTM12P-BT-BK  
BOOT, 12P, REC, ST, BLK


Also in the Series | **DEUTSCH DT**




Automotive Connector Caps & Covers (98)




Automotive Connector Locks & Position Assurance(73)




Automotive Housings(619)



Automotive Seals & Cavity Plugs(4)



Insertion & Extraction Tools(3)



Other Automotive Connector Accessories(14)




PCB Headers & Receptacles(83)

Also in the Series | **DEUTSCH DTM**





Automotive Connector Caps & Covers  
(34)




Automotive Connector Locks &  
Position Assurance(17)



Automotive Housings(98)



Insertion & Extraction Tools(2)



PCB Headers & Receptacles(29)

Customers Also Bought



TE Part #DTM04-12PD  
DEUTSCH DTM HOUSINGS



TE Part #WM-12P  
WEDGE LOCK, 12P, REC, ORG, DTM



TE Part #2600048-1  
BLIND CAVITY PLUG



TE Part #HC5738  
95MM2 POSBAT LEAD 1/4" UNC  
THREAD



TE Part #HC5739  
95MM2 NEGBAT LEAD 1/4" UNC  
THREAD



TE Part #HC5840D  
INTEGRAL BATT. POST. DOUBLE  
TAPER.



TE Part #HC5841  
70MM2 BATTTERY CLMP ASSMB  
NEGATIVE



TE Part #HC5936  
BATTERY LEAD CONN. 70mm +VE



TE Part #HC5955  
BATT.LEAD. 90DEG.70MM+JC

Documents



Product Drawings

REC, 12P, GRN, N, C

English

CAD Files

3D PDF

3D

Customer View Model

ENG\_CVM\_CVM\_DTM04-12PC\_99\_c-dtm04-12pc-99.2d\_dxf.zip

English

Customer View Model

ENG\_CVM\_CVM\_DTM04-12PC\_99\_c-dtm04-12pc-99.3d\_igs.zip

English

Customer View Model

ENG\_CVM\_CVM\_DTM04-12PC\_99\_c-dtm04-12pc-99.3d\_stp.zip

English

By downloading the CAD file I accept and agree to the [Terms and Conditions](#) of use.

Datasheets & Catalog Pages

ICT Terminals and Connectors Catalogue

English

CONNECTOR SELECTOR

English

Product Specifications

Application Specification

English

Product Environmental Compliance

Product Compliance

English

Product Compliance

English

Agency Approvals

UL Report

English