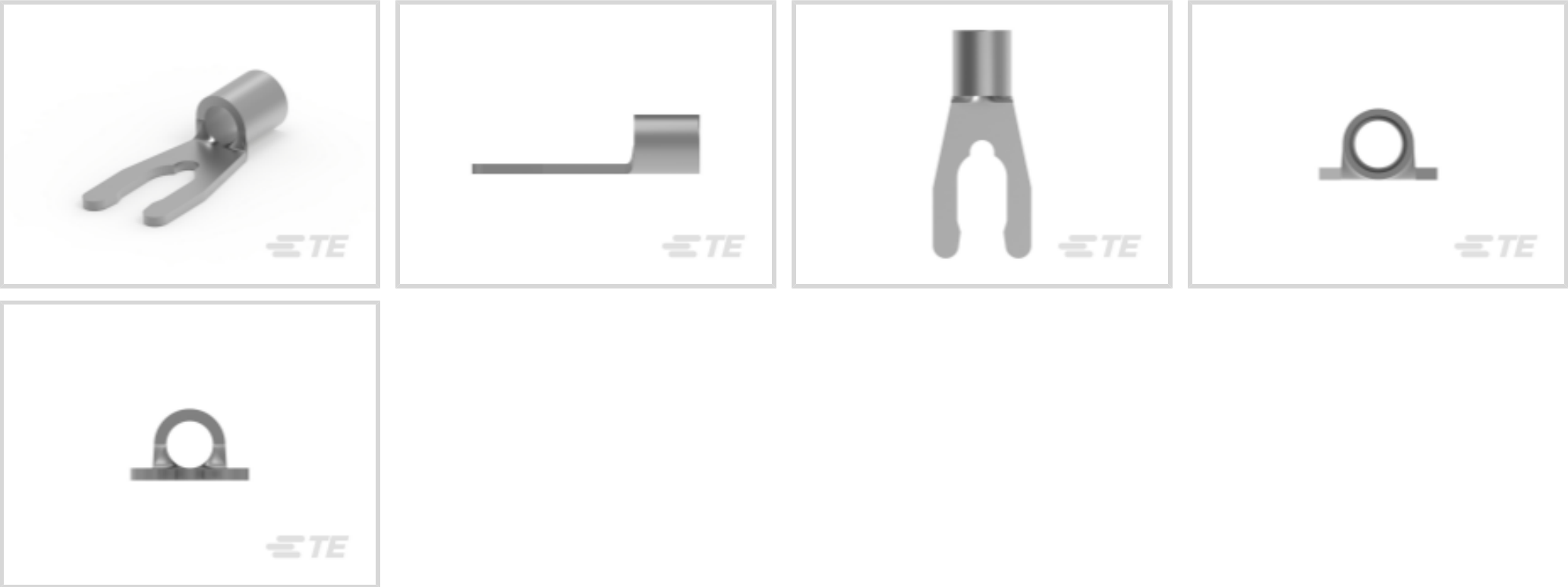




Terminals & Splices > Spade Terminals



Spade Terminal Type: **Spring Spade Terminal**

Wire Size: **5180 – 13100 CMA**

Stud Size: **#10**

Features

Product Type Features

Stud Size	#10
Sealable	No
Wire Insulation Support Retention Type	Non-Insulation Support

Contact Features

Spade Terminal Type	Spring Spade Terminal
Barrel Type	Closed
Terminal Orientation	Straight
Terminal Plating Material	Tin

Mechanical Attachment

Wire Insulation Support	Without
-------------------------	---------

Dimensions

Wire Size	5180 – 13100 CMA
Stud Diameter	4.82 mm [.19 in]
Tongue Thickness	1.07 mm [.042 in]
Product Length	22.76 mm [.896 in]
Barrel Inside Diameter	5.74 mm [.226 in]



Usage Conditions

Insulation Option	Uninsulated
-------------------	-------------

Operation/Application

Compatible With Wire Base Material	Copper
Compatible With Wire Plating Material	Tin

Industry Standards

Government Qualified Terminal	No
-------------------------------	----

Packaging Features

Packaging Quantity	500
Packaging Method	Loose Piece

Product Compliance

For compliance documentation, visit the product page on TE.com>


EU RoHS Directive 2011/65/EU	Compliant
EU ELV Directive 2000/53/EC	Compliant
China RoHS 2 Directive MIIT Order No 32, 2016	No Restricted Materials Above Threshold
EU REACH Regulation (EC) No. 1907/2006	Current ECHA Candidate List: JAN 2025 (247) Candidate List Declared Against: JUNE 2024 (241) Does not contain REACH SVHC
Halogen Content	Low Halogen - Br, Cl, F, I < 900 ppm per homogenous material. Also BFR/CFR/PVC Free
Solder Process Capability	Not applicable for solder process capability

Product Compliance Disclaimer


This information is provided based on reasonable inquiry of our suppliers and represents our current actual knowledge based on the information they provided. This information is subject to change. The part numbers that TE has identified as EU RoHS compliant have a maximum concentration of 0.1% by weight in homogenous materials for lead, hexavalent chromium, mercury, PBB, PBDE, DBP, BBP, DEHP, DIBP, and 0.01% for cadmium, or qualify for an exemption to these limits as defined in the Annexes of Directive 2011/65/EU (RoHS2). Finished electrical and electronic equipment products will be CE marked as required by Directive 2011/65/EU. Components may not be CE marked. Additionally, the part numbers that TE has identified as EU ELV compliant have a maximum concentration of 0.1% by weight in homogenous materials for lead, hexavalent chromium, and mercury, and 0.01% for cadmium, or qualify for an exemption to these limits as defined in the Annexes of Directive 2000/53/EC (ELV). Regarding the REACH Regulation, the information TE provides on SVHC in articles for this part number is based on the latest European Chemicals Agency (ECHA) 'Guidance on requirements for substances in articles' posted at this URL: <https://echa.europa.eu/guidance-documents/guidance-on-reach>




Compatible Parts




TE Part # 58545-1
SOLISTRAND 10-22 DIE ASSY



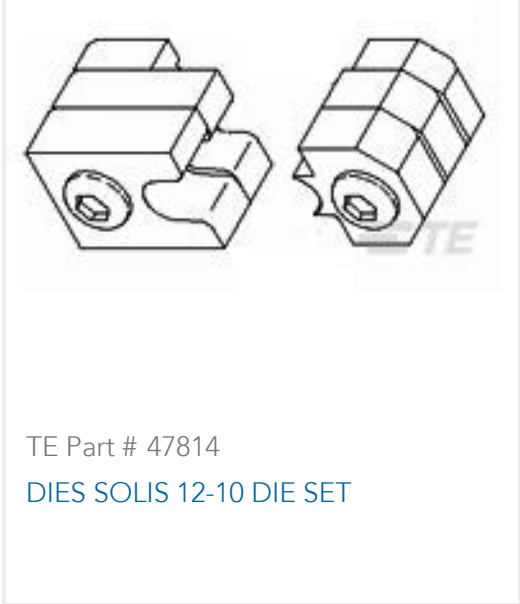
TE Part # 58545-3
SDE DIE ASSY. 22-10 SOLISTRAND




TE Part # 58546-1
PC 22-10 SOLISSPICE SPL I SHT



TE Part # 169400
CERTI-LOK FRAME W/O DIES



TE Part # 47814
DIES SOLIS 12-10 DIE SET



TE Part # 49935
DAHT SOLIS 22-10 ASSY

Customers Also Bought



TE Part #1734510-1
MINI USB, TYPE B, R/A, T/H



TE Part #2-603227-0
CABLE TIE, BLACK, 6" L, 1000/PACK



TE Part #41450
250 FASTON REC 14-10 AWG TPBR



TE Part #1825910-6
FSM4JH=6MM TACT SWITCH, HIGH TEMP

Documents

Product Drawings
TERMINAL,SOLIS SPR SPD 12-10

English

- CAD Files
- 3D PDF
- 3D
- Customer View Model
- ENG_CVM_CVM_52717-1_H.2d_dxf.zip
- English
- Customer View Model
- ENG_CVM_CVM_52717-1_H.3d_igs.zip
- English
- Customer View Model
- ENG_CVM_CVM_52717-1_H.3d_stp.zip



English

By downloading the CAD file I accept and agree to the [Terms and Conditions](#) of use.

Instruction Sheets

Instruction Sheet (U.S.)

English

Agency Approvals

UL Report

English